

2

With Student
Audio CD



LET'S GO

4th
Edition

STUDENT BOOK



R. Nakata
K. Frazier
B. Hoskins
C. Graham

OXFORD

Table of Contents

Let's Remember	2
Unit 1 At School	4
Unit 2 My Things	12
Let's Review Units 1 and 2	20
Unit 3 Things I Can Do	22
Unit 4 Occupations	30
Let's Review Units 3 and 4 ...	38
Unit 5 Things to Eat	40
Unit 6 My House	48
Let's Review Units 5 and 6 ...	56
Unit 7 Routines	58
Unit 8 Doing Things	66
Let's Review Units 7 and 8 ...	74
Syllabus	76
Word List	78



Kate



Andy



Jenny



Scott

Let's Talk Let's Learn Let's Learn More

Let's Read Phonics Let's Review

Let's Remember

A Listen, point, and say.


CD1
02

There are two cats!
They're in the tree.

I like pizza.

I want chicken.

I have three balls.



I can fly a kite.

This is a flower.

These are flowers, too.

Here you are.

Thank you.

You're welcome.

Unit 1 At School

Let's Talk




A Listen and say.

CD1
03

Hi, Scott. How are you?


I'm OK, thanks.
How about you?

Pretty good!



Good-bye, Scott!

See you later!



CD1
04

How about you?
I'm OK.
Pretty good!

Good-bye!
See you later!

I am = I'm

B Listen and sing.



The Hello and Good-Bye Song



Hi, Scott. How are you?

I'm fine, thank you.

Hi, Jenny. How are you?

Pretty good, thank you.

Hi, Andy. How are you?

OK, thank you.

Hi, Kate. How are you?

I'm fine.

Good-bye, Scott.

See you later, alligator!

Good-bye, Jenny.

See you later, alligator!

Good-bye, Andy.

See you later,


See you later.

See you later, alligator!

Good-bye, Kate!



C Say and act. Say hello and good-bye.



Let's Learn



A Learn the words. CD1 06



1. a picture



2. a window



3. a pencil sharpener



4. a workbook



5. a paper clip



6. a clock




7. a door



8. a calendar


B Ask and answer. CD1 07

What's this?



It's a picture.

What's that?



It's a window.

CD1 08


What's this?
It's a picture.

What's that?
It's a window.

It is = It's
What is = What's

C Ask and answer.

CD1
09



CD1
10

Is **this** a calendar?
Is **that** a calendar?

Yes, it is.
No, it isn't.

is not = isn't

D Listen, point, and chant.

CD1
11

What's This? What's That?

What's this?

What's that?

This is a spider.

That's a cat.

What's this?

What's that?

This is a baseball.

That's a bat.



This is a spider.

That's a cat.

This is a baseball.

That's a bat.

Let's Learn More



A Learn the words.

CD1
12



1. paper clips



2. pictures



3. clocks



4. workbooks



5. calendars



6. pencil sharpeners



7. windows



8. doors

B Ask and answer.

CD1
13


What are these?

They're paper clips.



What are those?

They're pictures.



CD1
14

What are these?
They're **paper clips**.

What are those?
They're **pictures**.

They are = They're

C Play a game. Ask your partner.

CD1
15

Are these those doors?

Yes, they are.
No, they aren't.

are not = aren't



D Listen and do.

CD1
16



1. Point to the clock.



2. Touch the picture.



3. Write your name.



4. Sharpen your pencil.



A B C D E F G H I J K L M N O P Q R S T U V W X Y Z
a b c d e f g h i j k l m n o p q r s t u v w x y z


A Listen, point, and say.

CD1
17

Mm



mop



map



mug

Nn



notebook



nine



nut

B Listen, point, and chant.

CD1
18



The M N Phonics Chant

Hop on the mop,
Not the broom.
I need the name
Of the man in the moon.



C Listen and read along.

CD1
19

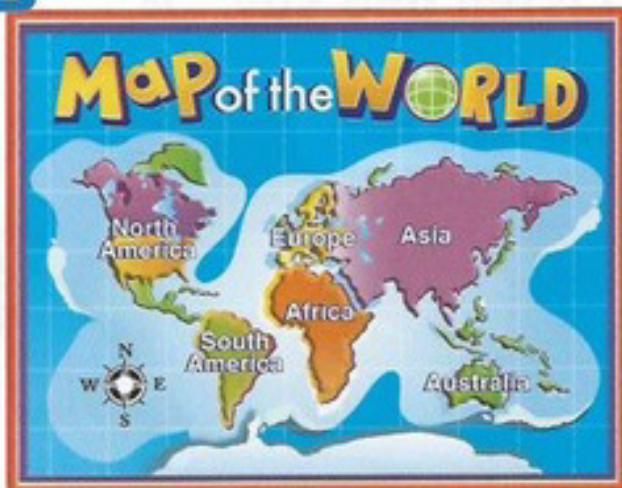
What Do You See?

1



What's that?
What do you see?
There's a man with a mop.

2



What are those?
What do you see?
There are names on the map.

3



What's this?
What do you see?
There's a nut on my notebook.

4



What are these?
What do you see?
There are nine names on mugs.

Unit 2 My Things


Let's Talk



A Listen and say.


CD1
20

Whose bag is that?



I don't know.

Is it Scott's bag?



No, it isn't his bag.

Is it Jenny's bag?

Yes, it's her bag.



CD1
21

Whose bag is that?

It's **Jenny's** bag. It's **her** bag.

It's **Scott's** bag. It's **his** bag.

Jenny's = her
Scott's = his

B Listen and sing. 

Whose Bag Is That?

Whose bag is that?

I don't know.

Is it Scott's bag?

No, no, no.

It isn't his bag.

No, it isn't.

No, it isn't Scott's bag.

Is it Jenny's bag?

Yes, it is.

It's her bag.

Yes, it is.

It isn't his bag.

It's her bag.

It isn't Scott's bag.



C Say and act. Ask your friend.

Whose bag is that?

Is it _____'s bag?

No, it isn't _____ bag.



Is it _____'s bag?

Yes, it's _____ bag.



Let's Learn



A Learn the words. CD1 23



1. a key



2. a candy bar



3. a comic book



4. a comb



5. a coin



6. a brush



7. a tissue




8. a watch

B Ask and answer. CD1 24

What do you have?

I have a key.



CD1 25

What do you have?
I have a key.

C Play a game.

CD1
26

Do you have a **key**?
Yes, I do.

Do you have a **tissue**?
No, I don't.



D Listen, point, and chant.

CD1
27

What Do You Have in Your Bag?

What do you have in your bag?

Look and see.

I have books! One, two, three.

One for you, and two for me.

I have books! One, two, three.



What do you have in your bag?

Look and see.

I have candy bars!

One, two, three.

One for you, and
two for me.

I have candy bars!

One, two, three.



Let's Learn More



A Learn the words. CD1 28



1. a camera



2. a key chain



3. a music player



4. a calculator



5. a train pass



6. an umbrella



7. a lunch box



8. a wallet


B Ask and answer. CD1 29

What does he have?

He has a wallet.

What does she have?

She has a key chain.



What does he/she have?

He/She has a wallet.

C Ask your partner. CD1
31



CD1
32

Does **she** have an **umbrella**?

Yes, **she** does.

No, **she** doesn't.

D Listen and do. CD1
33



1. Listen to music.



2. Eat lunch.



3. Buy a comic book.



4. Take a picture.



A B C D E **F** G H I J K L M N O P Q R S T U **V** W X Y Z
a b c d e **f** g h i j k l m n o p q r s t u **v** w x y z

A Listen, point, and say.

CD1
34

Ff



fan

5

five



fork

Vv



van



vest



violin


B Listen, point, and chant.

CD1
35




The F V Phonics Chant

The fox feels fine
On his visit to the van.
The van's very hot.
The fox loves the fan.



Making Music



This is a man.
He has a vest.
He feels fine.



What's that?
It's a van with a fan.



What's in the van?
There's one violin.



Look! There are five violins
and five vests!

Let's Review






A Listen and check.




CD1
37

1.   

A B C

2.   

A B C

3.   




A B C

4.   

A B C

5.   

A B C

6.   

A B C

7.  

A B


8.  

A B

B Play a game.



It's a key.
They're pictures.
He has a comic book.



I Can	Unit 1	Unit 2
1. Say the words.	<input type="checkbox"/>	<input type="checkbox"/>
2. Make sentences.	<input type="checkbox"/>	<input type="checkbox"/>
3. Ask and answer.	<input type="checkbox"/>	<input type="checkbox"/>
4. Sing the songs.	<input type="checkbox"/>	<input type="checkbox"/>
5. Read the stories.	<input type="checkbox"/>	<input type="checkbox"/>





Unit 3 Things I Can Do

Let's Talk



A Listen and say.

CD1
38



CD1
39

What's wrong?
I can't find my **book**.

cannot = can't

B Listen and sing. 

What's Wrong?

What's wrong, Andy?

I can't find my book.

What's wrong, Andy?

I can't find my book.



I can't hear the teacher.

He can't hear the teacher.

I can't reach the bookshelf.

He can't reach the bookshelf.

I can't find my pencil.

He can't find his pencil.

I can't see the board.

He can't see the board.

Oh, Andy!

C Say and act. Ask your friend.


What's wrong, _____?

I can't find my _____.

Is it in your _____?

I don't know.

Oh, here it is. It's in my _____ Thanks!



Let's Learn



A Learn the words. CD1 41



1. ride a pony



2. play the piano



3. do a magic trick



4. play hopscotch



5. play with a yo-yo



6. do a cartwheel



7. do a somersault




8. jump rope

B Make sentences. CD1 42

Look at him!
He can do a magic trick.

Look at her!
She can play the piano.




Look at

him!
her!

He
She

can do a magic trick.

C Ask and answer. CD1
44



CD1
45

What can *she* do?
She can *jump rope*.

D Listen, point, and chant. CD1
46

Look at Me!

Look at me.
I can climb a tree.
Look at me.
Look at me.



Look at me.
I can climb a tree.
Look at me.
Look at me.



Look at him. He can swim.
Look at him. He can swim.

Look at her. She can run.
Look at her. She can run.



Look at me.
I can climb a tree.
Look at me.
Look at me.

Let's Learn More



A Learn the words. CD1 47



1. dance



2. swim



3. run



4. sing



5. skip



6. read




7. paint



8. color

B Make sentences. CD1 48



They can read.

C Play a game. Ask your partner.

CD1
50

Can they skip?
Yes, they can.
No, they can't.



D Listen and do.

CD1
51



1. Play baseball.



2. Ride a bicycle.



3. Use chopsticks.



4. Speak English.



A B C D E F G H I J K **L** M N O P Q **R** S T U V W X Y Z
 a b c d e f g h i j k **l** m n o p q **r** s t u v w x y z

A Listen, point, and say.

CD1
52

Ll



long



little



like

Rr



run



race




ride

B Listen, point, and chant.


CD1
53

The L R Phonics Chant

The lion runs like the rabbit.
 He loves to race at night.
 Lions really love to run,
 And stop at the red light.



What Can You Do?



Can you run a long race?
No, I can't.



They can run.
They like long races.



What about you?
What can you do?




I can ride a little unicycle.
Yes, I can. Look at me!

Unit 4 Occupations

Let's Talk



A Listen and say. CD1 55




CD1
56

I hope you feel better soon.
Thanks.

B Listen and sing.



What's the Matter?



What's the matter?
What's the matter?
What's the matter?
I am sick.

What's the matter?
Are you OK?
I am sick today.
Oh, no!



hot



cold



tired



sad

C Say and act. What's the matter?

What's the matter, _____?

I'm _____.

That's too bad.

I hope you feel better soon.



Let's Learn



A Learn the words.

CD1
58



1. a cook



2. a nurse



3. a taxi driver



4. a doctor



5. a police officer



6. a teacher



7. a student



8. a farmer

B Make sentences.

CD1
59

He's a cook.

She's a teacher.

occupations



CD1
60

He's
She's

a cook.

He is = He's
She is = She's

C Ask and answer.

CD1
61



CD1
62



Who's he?
He's a student.

Who is = Who's

D Listen, point, and chant.

CD1
63



Is He a Teacher?

Is he a teacher?

Yes, he is.

Is she a student?

Yes, she is.

Are they nurses?

No, they aren't.

They're doctors.

Is he a farmer?

No, he isn't.

Is she a cook?

No, she isn't.

Are they teachers?

No, they aren't.

They're students.



Let's Learn More



A Learn the words.

CD1
64



1. pilots



2. salesclerks



3. office workers



4. engineers



5. dentists



6. firefighters



7. teachers




8. students

B Ask and answer.

CD1
65

Who are they?

They're office workers.



CD1
66

Who are they?
They're office workers.

C Ask and answer. CD1
67

CD1
68

Are they **dentists**?

Yes, they are. No, they aren't.



D Listen and do. CD1
69



1. Drive a taxi.



2. Use a computer.



3. Fly a plane.



4. Climb a ladder.



A B C D E F G H I J K L M N O P Q R S T U V W X Y Z
a b c d e f g h i j k l m n o p q r s t u v w x y z

A Listen, point, and say.

CD1
70

a_e

ai

ay



game



make



paint



rain



play



today

B Listen, point, and chant.

CD1
71



The Long A Phonics Chant



Play today!
Paint the rain.
Make a cake.
Paint a wave.



C Listen and read along.

CD1
72

A Rainy Day



Oh, no! Look at the rain.
We can't play today.



I can make a cake.
I'm a cook!



Let's play a game.
No, let's paint.



I can paint pictures.
Look at my pictures!

Let's Review



A Listen and check.

CD1
73

1.



A



B



C

2.



A



B



C

3.



A



B



C

4.



A



B



C

5.



A



B



C

6.



A



B



C

7.



A



B

8.



A



B

B Play a game.

They're **firefighters**.

She can **swim**.



The board game grid consists of several sections:

- Top Left:** Illustration of an office scene with a man and a woman.
- Top Middle:** A white cloud-shaped box containing the text "I Can" and a blank line for writing.
- Top Right:** Illustration of a girl swimming on a pink inflatable ring in the water. A red oval with the word "END" is in the corner.
- Middle Left:** A white cloud-shaped box containing the text "I Can't" and a blank line for writing.
- Middle Center:** Illustration of a pilot in a cockpit.
- Middle Right:** Illustration of a man in a red shirt juggling.
- Bottom Left:** Illustration of two firefighters in yellow gear.
- Bottom Middle:** Illustration of a girl riding a white horse.
- Bottom Right:** Illustration of a chef in a white uniform cooking.

A blue ladder and an orange slide are drawn across the grid. A green arrow labeled "START" points to the firefighter illustration, and a blue arrow points from the juggling illustration towards the "END" oval.



I Can	Unit 3	Unit 4
1. Say the words.	<input type="checkbox"/>	<input type="checkbox"/>
2. Make sentences.	<input type="checkbox"/>	<input type="checkbox"/>
3. Ask and answer.	<input type="checkbox"/>	<input type="checkbox"/>
4. Sing the songs.	<input type="checkbox"/>	<input type="checkbox"/>
5. Read the stories.	<input type="checkbox"/>	<input type="checkbox"/>

Unit 5 Things to Eat

Let's Talk



A Listen and say. CD2 02

What's for lunch, Mom?

Spaghetti.

Mmm. That's good.
I like spaghetti.

I do, too.

Do you want spaghetti?

Yes, please.

No, thank you!

Do you want **spaghetti**?

Yes, please.

No, thank you!

B Listen and sing.



The Spaghetti Song

Do you like spaghetti?

Yes, I do.

I do, too.

I do, too.

Do you like spaghetti?

Yes, I do.

I like spaghetti, too!

Do you want spaghetti?

Yes, I do.

I do, too.

I do, too.

Do you want spaghetti?

Yes, I do.


I want spaghetti, too!



C Say and act. Talk about food.

What's for lunch?

_____.
Do you want _____?



Let's Learn



A Learn the words.

CD2
05



1. an omelet



2. a peach



3. a pear



4. a pancake



5. yogurt



6. cereal



7. tea




8. hot chocolate

B Ask and answer.

CD2
06

What does she want?

She wants a peach.



CD2
07



What does she want?
She wants a peach.

C Play a game.

CD2
08

Does **he** want **cereal**?

Yes, **he** does. No, **he** doesn't.



D Listen, point, and chant.

CD2
09

Hungry Boy Chant

What does he want?

What does he want?

Listen carefully.

He wants

One egg,

Two bananas,

Three pancakes,

Four milk shakes,

Five cookies,


Six sandwiches.

He's a hungry boy.

He's a very hungry boy.

He's a hungry boy.

He's a very hungry boy.



Let's Learn More



A Learn the words. CD2 10



1. grapes



2. pancakes



3. peaches



4. hamburgers



5. stew



6. cheese



7. pasta



8. steak

B Ask and answer. CD2 11

What does she like?


She likes pancakes.



CD2 12

What does *she* like?
She likes *pancakes*.

C Ask your partner. CD2
13



CD2
14

Does he like **steak**?
Yes, **he** does.
No, **he** doesn't.

D Listen and do. CD2
15



1. Count the grapes.



2. Eat a hamburger.



3. Make pancakes.



4. Peel peaches.



A B C D E F G H I J K L M N O P Q R S T U V W X Y Z
a b c d e f g h i j k l m n o p q r s t u v w x y z

A Listen, point, and say.

CD2
16

e



me



we

ee



tree



weed

ea



clean



leaf

B Listen, point, and chant.

CD2
17



The Long E Phonics Chant

He eats weeds.

So does she.

She loves weeds.

Not me!



Weeds and Trees



We like trees.
We don't like weeds.



Look at me!
I have a green and yellow leaf.



Look at the park.
It's clean!



I'm hungry.
Can we eat weeds?

Unit 6 My House


Let's Talk



A Listen and say.


CD2
19

Where do you live, Jenny?




I live in Hillsdale.

What's your address?



It's 6 North Street.

What's your cell phone number?



It's (798) 555-2143.

CD2
20

Where do you live?
I live in Hillsdale.

What's your address?
It's 6 North Street.

B Listen and sing.



Hillsdale



Where do you live?

In Hillsdale.

Where do you live?

In Hillsdale.

I live in Hillsdale.

How about you?

I live in Hillsdale, too.



What's your address
in Hillsdale?

What's your address
in Hillsdale?

It's North Street.

Number forty-two.

I live next to you!



C Say and act. Tell where you live.


Where do you live?

I live in _____.



What's your address?

It's _____.



Let's Learn



A Learn the words. CD2 22



1. a bed



2. a bathtub



3. a sofa



4. a stove



5. a lamp



6. a sink



7. a TV



8. a refrigerator

B Ask and answer. CD2 23

Where's the workbook?



It's under the bed.

Where's the key chain?



It's by the stove.


CD2
24

Where's the **workbook**?
It's **under** the **bed**.

Where is = Where's

in under
on by

C Make sentences. CD2
25



There's **an umbrella** in the **bathtub**.
There are **balls** under the **TV**.

There is = There's

D Listen, point, and chant. CD2
27

Are There Books in the Bathtub?

Are there books in the bathtub?

No, there aren't.

Are there books in the sink?

No, there aren't.

Are there books in the refrigerator?

No, there aren't.

No, there aren't.

No, there aren't.

Is there a bird on the bed?

Yes, there is.

Is there a spider on the sofa?

Yes, there is.

Is there a baby in the bathtub?

Yes, there is.

Yes, there is.

Yes, there is.



Let's Learn More



A Learn the words. CD2 28



1. next to




2. in front of



3. behind

B Make sentences. CD2 29



There's a table in front of the sofa.



There's a **table** in front of the **sofa**.

C Play a game. Ask your partner.

CD2
31

Is there a **stove** next to the **sink**?

Yes, there is.

No, there isn't.

in

on

under

in front of

behind

next to



D Listen and do.

CD2
32



1. Wash the dishes.



2. Take a bath.



3. Clean the room.



4. Make the bed.



A B C D E F G H I J K L M N O P Q R S T U V W X Y Z
a b c d e f g h i j k l m n o p q r s t u v w x y z

A Listen, point, and say.

CD2
33

i_e

y

i



kite



ride



fly



my



climb



find

B Listen, point, and chant.

CD2
34

The Long I Phonics Chant

I like to fly my kite.

I like to ride my bike.

I don't like bikes. I like to hike.

I hate to hike. I like bikes.



Save that Kite!



What's wrong?
I can't find my kite.



Look! There are five kites
in the tree.
My kite is red and white.



Cat, please climb this tree.
My kite is red and white.
Grab that line!



Thank you, Cat!
Now I can fly my kite!

Let's Review



A Listen and check. CD2 36

1.   




A B C

2.   

A B C

3.   



A B C

4.   

A B C


5.  

A B

6.  

A B


B Listen and number. CD2 37



C Play a game.
Make sentences.

The yogurt is by the bowl.

He's a police officer.



I Can	Unit 5	Unit 6
1. Say the words.	<input type="checkbox"/>	<input type="checkbox"/>
2. Make sentences.	<input type="checkbox"/>	<input type="checkbox"/>
3. Ask and answer.	<input type="checkbox"/>	<input type="checkbox"/>
4. Sing the songs.	<input type="checkbox"/>	<input type="checkbox"/>
5. Read the stories.	<input type="checkbox"/>	<input type="checkbox"/>

Unit 7 Routines

Let's Talk



A Listen and say. CD2 38



What time is it?



Good night, Mom.

CD2
39

What time is it?
It's six o'clock.

B Listen and sing.



What Time Is It?

What time is it?

It's eight o'clock.

It's time for school. Let's go!

Come on, let's go!

It's time for school.

It's eight o'clock. Let's go!



What time is it?

It's twelve o'clock.

It's time for lunch. Let's go!

Come on, let's go!

It's time for lunch.

It's twelve o'clock. Let's go!



What time is it?

It's nine o'clock.

It's time for bed. Let's go!

Come on, let's go!

It's time for bed.

It's nine o'clock. Let's go!

C Say and act. Tell time.

What time is it?

It's _____.

It's time for _____.



Let's Learn



A Learn the words.

CD2
41



1. get up



2. brush my teeth



3. wash my face



4. comb my hair



5. get dressed




6. eat breakfast

B Ask and answer.

CD2
42

What do you do in the morning?



CD2
43



What do you do in the morning?
I eat breakfast.

C Ask and answer. CD2
44

1.



2.



3.



4.



5.



6.



CD2
45

Do you **wash your face** in the afternoon?

Yes, I do.

No, I don't.

D Listen, point, and chant. CD2
46

What Do You Do in the Morning?

What do you do in the morning?

What do you do?

What do you do in the morning?

I brush my teeth.

What do you do?

What do you do?

What do you do?

I wash my face.

What do you do in the morning?

I get up and brush my teeth,
Wash my face, and comb my hair.
I get up and brush my teeth,
Wash my face, and comb my hair.

What do you do?
I comb my hair.
I comb my hair
in the morning.



Let's Learn More



A Learn the words.

CD2
47



1. eat dinner



2. talk on the phone



3. do homework



4. take a bath



5. watch TV



6. study English

B Ask and answer.

CD2
48

What does he do in the evening?

Scott	1	2
Jenny	3	4
Maria	5	6

He watches TV.

CD2
49

What does **he** do in the evening?
He watches TV.

watches	does
takes	studies
talks	eats

C Play a game. Ask your partner.

CD2
50



Does she watch TV at night?
Yes, she does.
No, she doesn't.



D Listen and do.

CD2
51



1. Play the violin.



2. Take a shower.



3. Play video games.



4. Go to bed.



A B C D E F G H I J K L M N O P Q R S T U V W X Y Z
a b c d e f g h i j k l m n o p q r s t u v w x y z

A Listen, point, and say.

CD2
52

o_e

oa

ow



home



rope



goat



oats



bowl



grow

B Listen, point, and chant.


CD2
53

The Long O Phonics Chant


My goat loves oats,
Chicken bones,
Roses in a bowl,
And ice cream cones.




A Day on the Farm



This is my home. I live on a farm. Where do you live?



The goats eat oats in the morning. What do you eat?



I grow peaches. Do you eat peaches in the afternoon?
Yes, we do!



Can we ride the pony?
Yes. Hold the rope.

Unit 8 Doing Things

Let's Talk



A Listen and say. CD2 55

Let's play a game!



What are you doing?



I'm riding a bicycle.

What are you doing?



We're swimming.

CD2
56

What are you doing?
I'm **riding a bicycle**.
We're **swimming**.

We are = We're

B Listen and sing. 

What Are You Doing?



What are you doing?
I'm playing a game.
Watch what I do,
And then do the same.

Clap your hands.
Count to three.
Wiggle your toes.
Smile at me.




Nod your head.
Bend your knees.
Stamp your feet.
Now say "Please."

Snap your fingers
Climb a tree.
Raise your arm.
Wave at me.



C Say and act. Play a guessing game.

What are you doing?



What are you doing?



Let's Learn



A Learn the words.

CD2
58



1. dancing



2. swimming



3. sleeping



4. drawing



5. singing



6. running



7. walking



8. reading

B Ask and answer.

CD2
59

What's he doing?



He's drawing.

CD2
60

What's he doing?
He's drawing.

C Ask and answer.

CD2
61



CD2
62



Is she swimming?

Yes, she is.

No, she isn't.

D Listen, point, and sing.

CD2
63



Doing Things



What's he doing?

Reading.

He's reading,

He's reading.

What's he reading?

He's reading a comic book and talking on the telephone.

What's she doing?

Eating.

She's eating,

She's eating.

What's she eating?

She's eating spaghetti and talking on the telephone.

What are you doing?

Cooking.

I'm cooking,

I'm cooking.

What are you cooking?

I'm cooking breakfast and talking on the telephone.



Let's Learn More




A Learn the words.

CD2
64



1. at home



2. at school



3. at the park



4. at the store




5. at the library



6. at the zoo

B Ask and answer.

CD2
65



CD2
66

Where is **Kate**?
She's at the **library**.

C Play a game. Ask your partner.

CD2
67

Where is **he**?

He's at the park.

What's **he** doing?

He's playing baseball.



study → studying
eat → eating

buy → buying
take → taking

D Listen and do.

CD2
68



1. Snap your fingers.



2. Stamp your feet.



3. Open your mouth.



4. Close your eyes.



A B C D E F G H I J K L M N O P Q R S T U V W X Y Z
a b c d e f g h i j k l m n o p q r s t u v w x y z

A Listen, point, and say. CD2
69

u_e



huge



tube

ue



blue



glue

ew



few




new


B Listen, point, and chant. CD2
70

The Long U Phonics Chant

My mule is cute.
Her name is June.
She loves sugar cubes
And new blue balloons.



Making Art




Do you have glue?
Yes, I do. It's new.



Is that blue?
Yes, it is. I like blue.



Do you have a few tubes?
No, I don't. Ask Sue.





Look at it.
It's huge! It's singing!

Let's Review



A Listen and check.

CD2
72

1.   

A B C

2.   

A B C

3.   

A B C

4.   

A B C

5.   



A B C

6.   

A B C

7.  

A B

8.  

A B