

Oxford Phonics World 1

The Alphabet



Workbook

Kaj Schwermer Julia Chang Craig Wright




OXFORD

Oxford Phonics World 1

The Alphabet


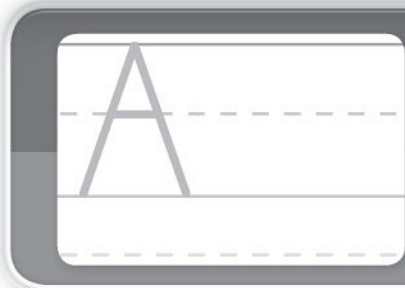
Kaj Schwermer Julia Chang Craig Wright



Workbook


OXFORD
UNIVERSITY PRESS

A Trace, write, and say.



B Circle the pictures beginning with the a sound.


1.



2.



3.



4.



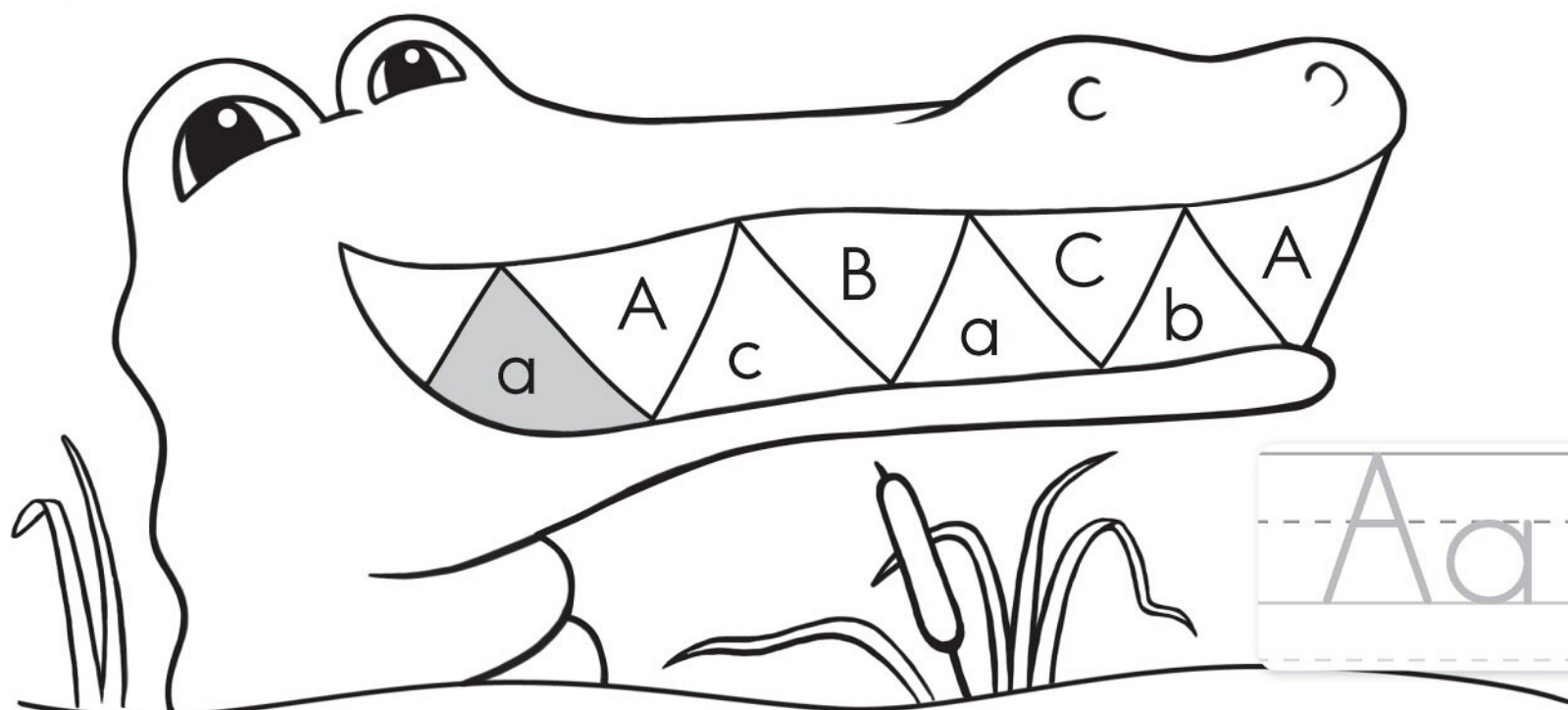
5.



6.



C Color A and a. Write Aa.



A Trace, write, and say.

B Write Bb. Then match.

C Say. Then write Bb or cross it out.





A Trace, write, and say.

Tracing practice area with two boxes. The first box contains a large uppercase 'C' on a three-line grid. The second box contains a smaller lowercase 'c' on a three-line grid. To the right is a cartoon cat wearing a hat, glasses, and a tie.

B Circle the pictures beginning with the c sound.


1.



2.



3.




4.




5.












6.



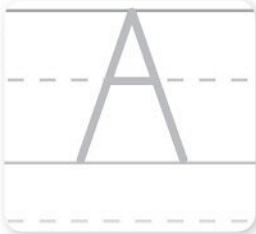

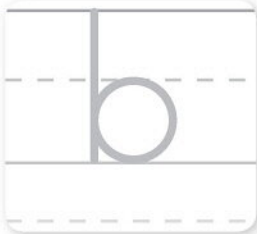



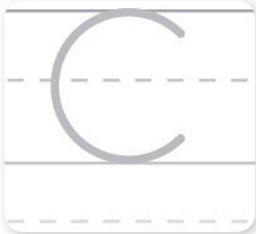


C Color C and c. Write Cc.



A Say. Then circle the beginning sound.

1.  a b c	2.  a b c	3.  a b c
4.  a b c	5.  a b c	6.  a b c
7.  a b c	8.  a b c	9.  a b c

B Trace and match.

1. 		
2. 		
3. 		

Connections: A line connects the 'A' box to the 'a' box. A line connects the 'B' box to the 'b' box. A line connects the 'C' box to the 'c' box.

A Trace, write, and say.

Tracing practice area with two boxes. The first box shows a large uppercase letter 'D' on a three-line grid. The second box shows a large lowercase letter 'd' on a three-line grid. To the right is a cartoon dog with a halo, wearing a collar with a tag.

B Circle the pictures beginning with the d sound.

1.



2.



3.



4.



5.



6.




C Connect, say, and write Dd.

Maze activity. A dog is at the start of the maze. The path leads through a girl, a table, a duck, and ends at a doghouse with a bone. To the right is a writing box with a dashed line for the letter 'D' and a solid line for the letter 'd'.

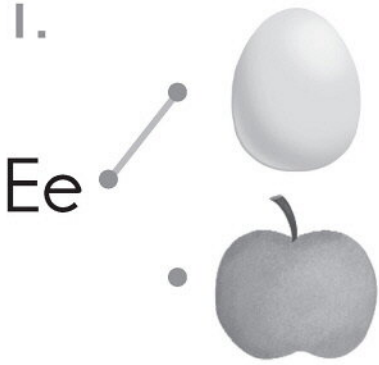


A Trace, write, and say.



B Which ones begin with the e sound? Match and write.

1.




2.



3.



4.



C Say. Then write Ee or cross it out.

1.



2.



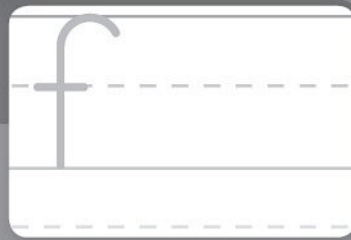
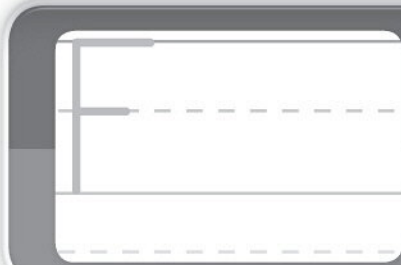
3.



4.




A Trace, write, and say.



B Write Ff. Then match.

1. •



• 6.



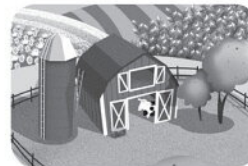
2. •



3. •



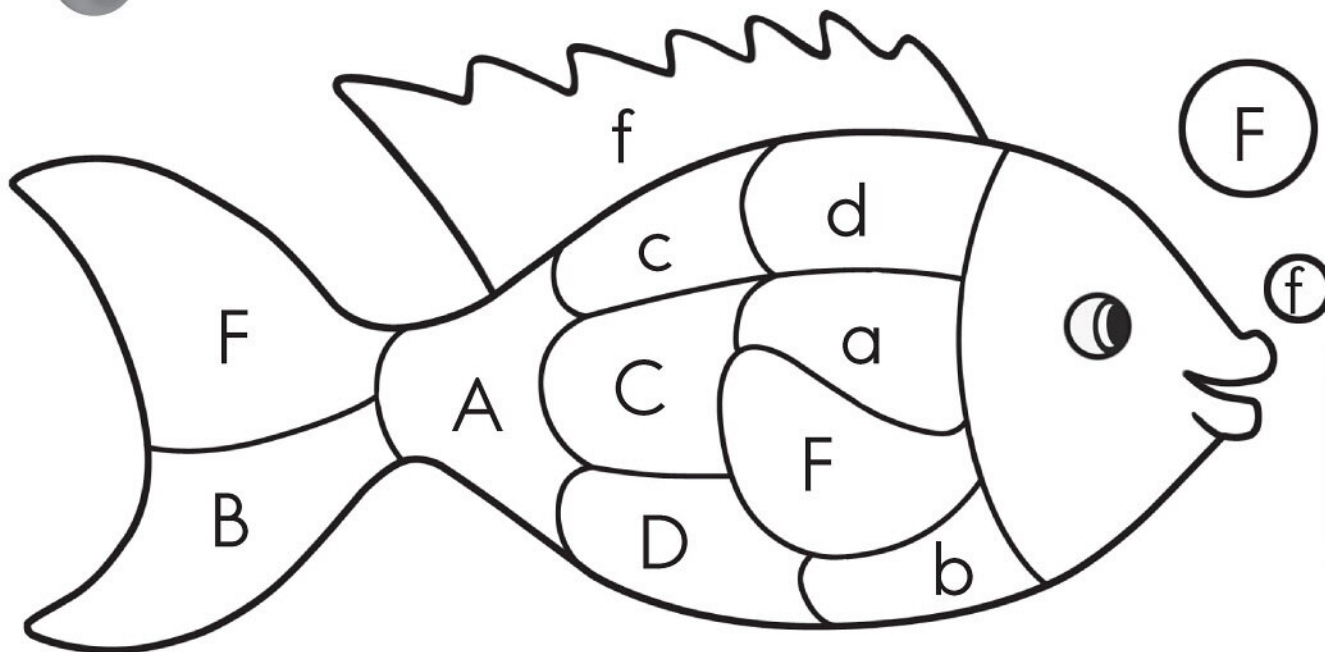
• 4.



• 5.



C Color F and f. Write Ff.



A Which ones begin with the sound? Write ✓.

1. **Dd**

2. **Ee**

3. **Ff**

4. **Ee**

5. **Ff**

6. **Dd**

7. **Ff**

8. **Dd**

9. **Ee**

B Draw the shapes and write.

Dd = ○

Ee = □

Ff = △

1.

2.

3.










4.

5.







6.




A Say. Then circle the beginning sound.

1.  a b c	2.  b c d	3.  c d e
4.  d e f	5.  a b c	6.  d e f
7.  c d e	8.  d e f	9.  a b c

B Say and match.

1. A	2. B	3. C	4. D	5. E	6. F
					
e	b	d	a	c	f



C Write, say, and connect in A-B-C order.

Aa

A B C D E F


Blank handwriting boxes for practice:

- Top left: Blank box with dashed midline.
- Top right: Blank box with dashed midline.
- Middle left: Blank box with dashed midline.
- Middle right: Blank box with dashed midline.
- Bottom left: Blank box with dashed midline.
- Bottom middle: Blank box with dashed midline.
- Bottom right: Blank box with dashed midline.

D Look and write.

● A	■ a	■ B	▶ b	♥ C	♣ c	▶ D	● d	★ E	↑ e	◆ F	⬠ f
--------	--------	--------	--------	--------	--------	--------	--------	--------	--------	--------	--------

1. ♥ C	2. ▶ []	3. ◆ []	4. ■ []
5. ● []	6. ♣ []	7. ▶ []	8. ■ []
9. ↑ []	10. ⬠ []	11. ★ []	12. ● []



A Trace, write, and say.

Tracing practice for uppercase G and lowercase g. The first box shows a large uppercase G on a three-line grid. The second box shows a lowercase g on a three-line grid. To the right is a cartoon illustration of a girl with a bow in her hair, sitting and clapping her hands.

B Circle the pictures beginning with the g sound.

1.



2.



3.



4.



5.




6.



C Say. Then write Gg or cross it out.

1.



2.



3.



4.



Blank writing lines for the first item.

Blank writing lines for the second item.

Blank writing lines for the third item.


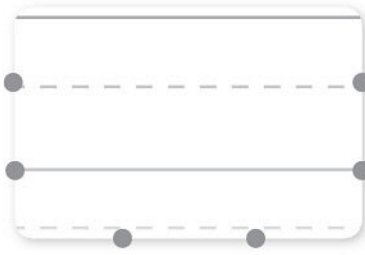

Blank writing lines for the fourth item.







A Trace, write, and say.

A tracing practice area containing a grid on the left, a lowercase letter 'h' on a three-line writing guide in the middle, and a cartoon horse on the right.


B Write Hh. Then match.

1. •   6. • 

2. •  3. •  4. •  5. • 

C Color H and h. Write Hh.

A large illustration of a house with various letters placed on it: 'c' on the roof, 'h' on the roof, 'b' and 'd' on the upper windows, 'f', 'h', and 'e' on the lower windows, and 'H', 'H', and 'A' on the side of the house. To the right of the house is a tree and a fence. Below the fence is a writing grid.



A Trace, write, and say.

Tracing practice area with a bee illustration. It contains two boxes with handwriting lines. The first box shows a vertical line starting from the top line and ending at the bottom line. The second box shows a lowercase letter 'i' starting from the middle dashed line and ending at the bottom line, with a dot above it. To the right is a cartoon bee with large eyes and antennae.

B Circle the pictures beginning with the i sound.

1.



2.




3.



4.



5.



6.












C Color I and i. Write Ii.



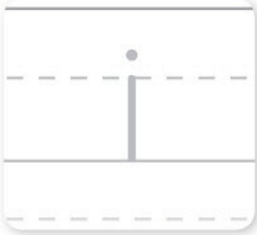
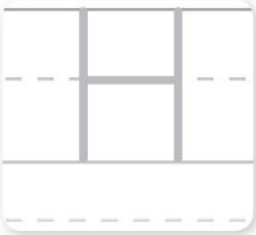


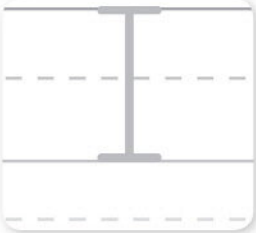

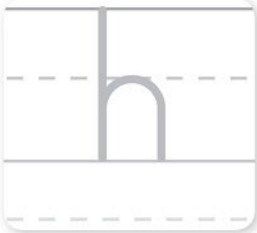
A large igloo with letters inside. The letters are: Top row: I, d, E; Middle row: H, I, h, A; Lower row: I, g, c, i; Bottom row: F, c, I, a, i. To the right of the igloo is a writing box with handwriting lines.



A Say. Then circle the beginning sound.

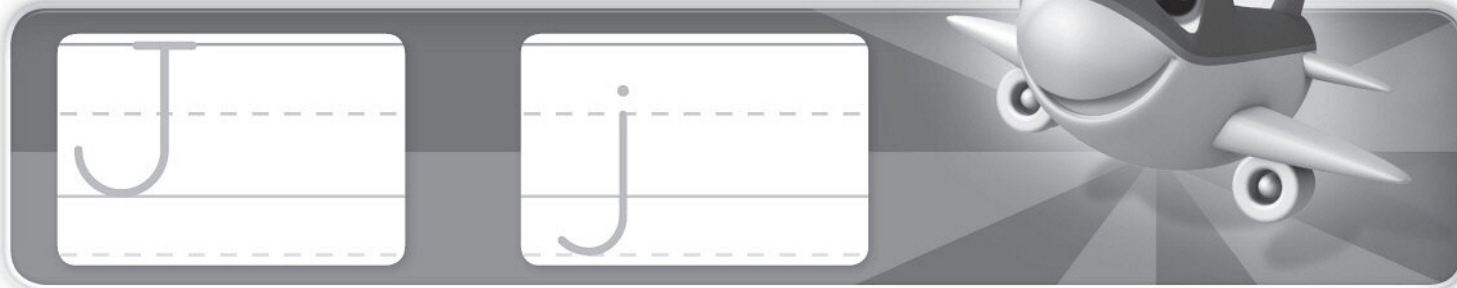
1.  g h i	2.  g h i	3.  g h i
4.  g h i	5.  g h i	6.  g h i
7.  g h i	8.  g h i	9.  g h i

B Trace and match.

1. 	•	•		•	•	
2. 	•	•		•	•	
3. 	•	•		•	•	




A Trace, write, and say.



B Which ones begin with the j sound? Match and write.

1.

Jj



Blank handwriting lines for writing the answer to question 1.

2.

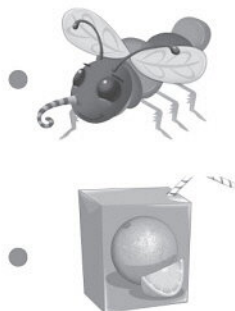
Jj



Blank handwriting lines for writing the answer to question 2.

3.

Jj



Blank handwriting lines for writing the answer to question 3.


4.

Jj




Blank handwriting lines for writing the answer to question 4.

C Connect, say, and write Jj.



A Trace, write, and say.



B Circle the pictures beginning with the k sound.

1.



2.



3.



4.




5.



6.



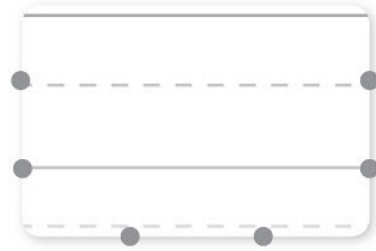

C Color K and k. Write Kk.



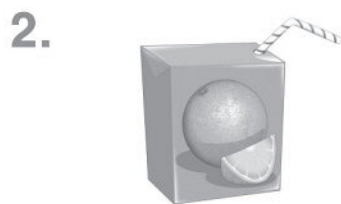
A Trace, write, and say.

Two large handwriting practice boxes with dashed lines for tracing. The first box contains a lowercase 'l' for tracing. The second box contains an uppercase 'L' for tracing. To the right is a cartoon illustration of a lion sitting on a small platform.

B Write Ll. Then match.





C Say. Then write Ll or cross it out.






A Which ones begin with the sound? Write ✓.



1. **Jj**

	
<input type="checkbox"/>	<input type="checkbox"/>



2. **Kk**

	
<input type="checkbox"/>	<input type="checkbox"/>



3. **Ll**

	
<input type="checkbox"/>	<input type="checkbox"/>



4. **Ll**

	
<input type="checkbox"/>	<input type="checkbox"/>



5. **Kk**

	
<input type="checkbox"/>	<input type="checkbox"/>



6. **Jj**

	
<input type="checkbox"/>	<input type="checkbox"/>



7. **Kk**

	
<input type="checkbox"/>	<input type="checkbox"/>

8. **Jj**

	
<input type="checkbox"/>	<input type="checkbox"/>

9. **Ll**

	
<input type="checkbox"/>	<input type="checkbox"/>

B Draw the shapes and write.

Jj = ○


Kk = □


Ll = △

1. 

2. 

3. 










4. 

5. 







6. 



A Say. Then circle the beginning sound.

1.  g h i	2.  j k l	3.  h i j
4.  g h i	5.  j k l	6.  h i j
7.  g h i	8.  j k l	9.  h i j

B Say and match.

1. G •		• h
2. H •		• j
3. I •		• g
4. J •		• k
5. K •		• i
6. L •		• l



C Write, say, and connect in G-H-I order.

Handwriting practice area for section C. It features a central illustration of a house with a girl, a tree, a butterfly, and an airplane. The letters G, H, I, J, K, and L are placed near these elements. Surrounding the illustration are six sets of handwriting lines (top, dashed middle, bottom) for practice.

D Say and write.

1.



Handwriting practice lines for the word 'leaf'.

2.



Handwriting practice lines for the word 'igloo'.

3.



Handwriting practice lines for the word 'gift'.

4.



Handwriting practice lines for the word 'key'.

5.



Handwriting practice lines for the word 'house'.

6.



Handwriting practice lines for the word 'jam'.



A Trace, write, and say.



B Circle the pictures beginning with the m sound.

1.



2.



3.



4.




5.



6.



C Color M and m. Write Mm.




A Trace, write, and say.

B Which ones begin with the n sound? Match and write.

1.

Nn •



2.

Nn •



3.

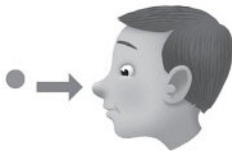
Nn •



4.

Nn •





C Connect, say, and write Nn.







A Trace, write, and say.

Tracing practice area with two boxes. The first box contains a large circle with a dashed line for tracing. The second box contains a smaller circle with a dashed line for tracing. To the right is a cartoon octopus illustration.



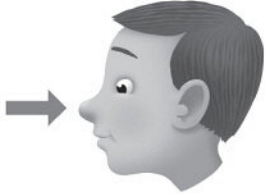






B Write Oo. Then match.




C Say. Then write Oo or cross it out.






A Say. Then circle the beginning sound.


1.  m n o	2.  m n o	3.  m n o
4.  m n o	5.  m n o	6.  m n o
7.  m n o	8.  m n o	9.  m n o

B Connect, trace, and write.

1. M • o •  _____

2. N • m •  _____

3. O • n •  _____


Tracing guide: 



A Trace, write, and say.

B Which ones begin with the p sound? Match and write.

1.



2.



Pp •



Pp •



3.



4.



Pp •



Pp •



C Say. Then write Pp or cross it out.

1.



2.




3.



4.





A Trace, write, and say.

A large rectangular box containing two sets of handwriting lines (top solid, middle dashed, bottom solid). The first set shows a large uppercase 'Q' with a dashed arrow indicating the stroke direction. The second set shows a lowercase 'q' with a dashed arrow indicating the stroke direction. To the right of the box is a cartoon king character wearing a crown and holding a scepter.

B Circle the pictures beginning with the q sound.

1.



2.



3.



4.



5.



6.



C Color Q and q. Write Qq.

A large quilt with a diamond pattern. Each diamond contains a letter: 'p', 'Q', 'C', 'q', 'P', 'O', 'b', 'Q', 'Q', 'o'. To the right of the quilt is a writing box with three horizontal lines (top solid, middle dashed, bottom solid).



A Trace, write, and say.



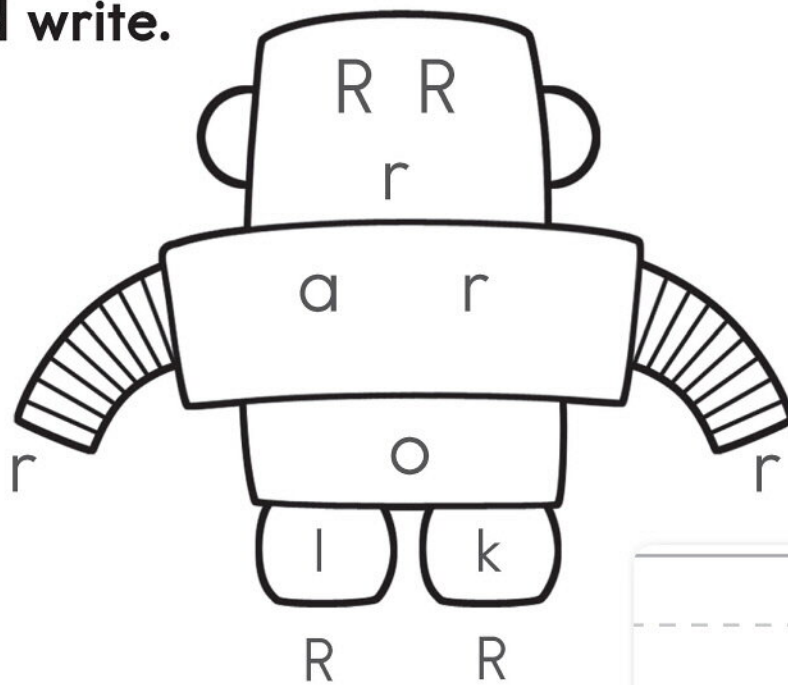
B Write Rr. Then match.



C Draw the shapes and write.

R = □

r = △



A Which ones begin with the sound? Write ✓.

1. **Rr**

2. **Pp**

3. **Qq**

4. **Qq**

5. **Rr**





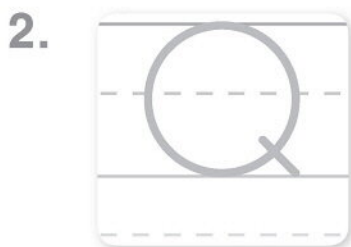

6. **Pp**

7. **Pp**

8. **Qq**










9. **Rr**

B Trace and match.





A Say. Then circle the beginning sound.

1.  m n o	2.  p q r	3.  n o p
4.  o p q	5.  p q r	6.  m n o
7.  n o p	8.  o p q	9.  p q r

B Say and match.

1. M

2. N

3. O

4. P

5. Q

6. R

•

•

•

•

•

•

•

•

•

•

•

•



•

•

•

•

•

•

n


q

r

p

o

m



C Write, say, and connect in M-N-O order.

	M		R
	N		Q
	O		P


D Look and write.

M	m	N	n	O	o	P	p	Q	q	R	r
---	---	---	---	---	---	---	---	---	---	---	---

1.		2.		3.		4.	
5.		6.		7.		8.	
9.		10.		11.		12.	



A Trace, write, and say.




B Circle the pictures beginning with the s sound.

1.



2.




3.



4.



5.



6.




C Say. Then write Ss or cross it out.

1.



2.



3.



4.

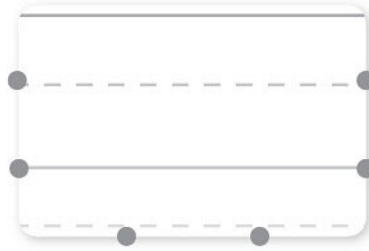





A Trace, write, and say.

B Write Tt. Then match.

1. •




• 6.



2. •



3. •




• 4.



• 5.



C Color T and t. Write Tt.



A Trace, write, and say.

B Circle the pictures beginning with the u sound.

1.




2.



3.



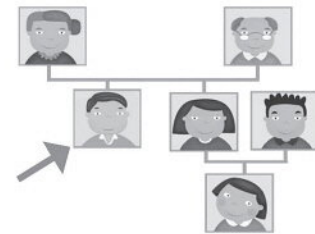
4.




5.



6.






C Connect, say, and write Uu.






A Trace, write, and say.

Tracing practice area with two boxes. The first box shows a large uppercase 'V' on a three-line grid. The second box shows a smaller lowercase 'v' on a three-line grid. To the right is a cartoon illustration of a smiling van.

B Which ones begin with the v sound? Match and write.

1.  
 Vv • 

2.  
 Vv • 

3.  
 Vv • 

4.  
 Vv • 

C Say. Then write Vv or cross it out.

1. 


2. 

3. 


4. 










A Say. Circle the beginning sound. Trace. Then write.



1. 


s	t
u	v



2. 


s	t
u	v



3. 

s	t
u	v



4. 



s	t
u	v



 



B Draw the shapes and write.



Ss =  Tt =  Uu =  Vv = 



1.  

2.  

3.  

4.  

5.  




6.  







A Trace, write, and say.

Tracing practice for uppercase 'W' and lowercase 'w' on a three-line grid. The first box shows a large 'W' with arrows indicating the stroke order. The second box shows a smaller 'w' with arrows indicating the stroke order. To the right is a cartoon wolf wearing a graduation cap and holding a diploma.

B Write Ww. Then match.

1.   6. 

2.  3.  4.  5. 


C Say. Then write Ww or cross it out.

1.  2.  3.  4. 

Blank writing boxes for each item, each with a dashed line for the middle line.




A Trace, write, and say.



B Circle the pictures ending with the x sound.

1.



2.



3.



4.




5.



6.



C Connect, say, and write Xx.



A Trace, write, and say.

B Which ones begin with the y sound? Match and write.

1.



•

Yy •



2.



•

Yy •



3.



•

Yy •



4.



•

Yy •



C Say. Then write Yy or cross it out.

1.



2.



3.



4.



A Trace, write, and say.



B Circle the pictures beginning with the z sound.

1.



2.



3.




4.




5.



6.



C Color Z and z. Then write.





A Which ones begin or end with the sound? Write ✓.



1. **Zz**

0	6
<input type="checkbox"/>	<input type="checkbox"/>



2. **Xx**

	
<input type="checkbox"/>	<input type="checkbox"/>



3. **Ww**

	
<input type="checkbox"/>	<input type="checkbox"/>



4. **Yy**

	
<input type="checkbox"/>	<input type="checkbox"/>



5. **Ww**

	
<input type="checkbox"/>	<input type="checkbox"/>



6. **Zz**

	
<input type="checkbox"/>	<input type="checkbox"/>



7. **Xx**

	
<input type="checkbox"/>	<input type="checkbox"/>

8. **Yy**

	
<input type="checkbox"/>	<input type="checkbox"/>

9. **Xx**

	
<input type="checkbox"/>	<input type="checkbox"/>

B Connect, trace, and write.

1. W

•

•

6

•

2. X

•

•




•

3. Y

•

•




•

4. Z

•

•












•





A Say. Then circle the beginning or ending sound.

1.  S t u	2.  V W X	3.  X Y Z
4.  t u v	5.  U V W	6.  V W X
7.  S t u	8.  V W X	9.  X Y Z

B Say and match.

1. S 2. T 3. U 4. V 5. W 6. X 7. Y 8. Z

• • • • • • • •

• • • • • • • •



• • • • • • • •

• • • • • • • •

Z W V S y t X U



C Write, say, and connect in S-T-U order.

Blank writing lines for practicing the letters S, T, and U.

D Say and write.

1. 2. 3. 4.

5. 6. 7. 8.

Blank writing lines for practicing the words and numbers.



A Write the alphabet.

Aa

Bb

Cc

Dd

Ee

Ff

Gg

Hh

Ii

Jj

Kk

Ll

Mm

Nn

Oo

Pp

Qq

Rr

Ss

Tt

Uu

Vv

Ww

Xx

Yy

Zz



Aa

Bb

Cc

Dd

Ee

Ff

Gg

Hh

Ii

Jj

Kk

Ll

Mm

Nn

Oo



Letter Cards

Pp

Qq

Rr

Ss

Tt

Uu

Vv

Ww

Xx

Yy

Zz

These cards
belong to:

OXFORD
UNIVERSITY PRESS

198 Madison Avenue
New York, NY 10016 USA

Great Clarendon Street, Oxford, OX2 6DP, United Kingdom

Oxford University Press is a department of the University of Oxford.
It furthers the University's objective of excellence in research, scholarship,
and education by publishing worldwide. Oxford is a registered trade
mark of Oxford University Press in the UK and in certain other countries

© Oxford University Press 2015

The moral rights of the author have been asserted

eBook Edition

ISBN: 978 0 19 471253 8 Interactive ebook

ISBN: 978 0 19 471261 3 Interactive ebook - app version

First published in 2015

No copying or file sharing

This digital publication is protected by international copyright laws.
No part of this digital publication may be reproduced, modified, adapted,
stored in a retrieval system, or transmitted, in any form or by any means,
to any other person or company without the prior permission in writing
of Oxford University Press, or as expressly permitted by law. Enquiries
concerning reproduction outside the scope of the above should be sent to
the ELT Rights Department, Oxford University Press, at the address above

You must not modify, adapt, copy, store, transfer or circulate the contents
of this publication under any other branding or as part of any other product.
You may not print out material for any commercial purpose or resale

Any websites referred to in this publication are in the public domain and
their addresses are provided by Oxford University Press for information only.
Oxford University Press disclaims all and any responsibility for the content
of such websites

ACKNOWLEDGEMENTS

Cover Design: Molly K. Scanlon

*The authors and publisher are grateful to those who have given permission to reproduce
the following extracts and adaptations of copyright material:*

Illustrations by: Scott Angle, Constanza Basaluzzo, Robin Boyer, Javier Burgos,
Nancy Carlson, Marcus Cutler, Mattia Cerato, Lalena Fisher, Nathan Jarvis, Bill
Ledger (3D art), Julissa Mora, Kristin Varner.

Oxford Phonics World

Let us guide you through
the world of phonics...



Oxford Phonics World is the first step on your students' journey into English, leading you through **all 44 sounds**.

- **Over 150 Phonics Friends** — an angry apple, a big bear, and others — help children remember English sounds.
- **Action songs, chants, and games** encourage children to discover connections between English sounds and letters.
- **Active class activities** develop children's listening, speaking, reading, writing, and spelling skills and provide opportunities to apply them.
- **Multi-ROMs** include fun animations and interactive games, stories, and songs for practice at home.

5 levels of phonics for use before or alongside your English course

- **Student Book with Student Cards and Multi-ROM**
- **Workbook**
- **Teacher's Book**
- **Phonics Cards**
- **Phonics Readers**
- **Oxford iTools**
Digital Classroom Resources



Authors **Kaj Schwermer, Julia Chang, and Craig Wright**, and musician **Laurie Thain** are experienced teachers and teacher trainers who specialize in phonics instruction.

OXFORD
UNIVERSITY PRESS

www.oup.com/elt/oxfordphonicsworld

ISBN 978-0-19-459622-0



9 780194 596220