

Starter

LET'S

Student Book

GO



R. Nakata
K. Frazier

OXFORD

Starter


LET'S
Student Book
GO

by
R. Nakata
K. Frazier
with
songs and chants by Carolyn Graham

OXFORD
UNIVERSITY PRESS

Table of Contents


Lesson 1	A a	page 4
Lesson 2	E e	page 6
Lesson 3	I i	page 8
Lesson 4	O o	page 10
Lesson 5	U u	page 12
Lesson 6	B b	page 14
Lesson 7	C c	page 16
Lesson 8	D d	page 18
Lesson 9	G g	page 20
Lesson 10	P p	page 22
Lesson 11	T t	page 24
Lesson 12	V v	page 26
Lesson 13	Z z	page 28
Lesson 14	F f	page 30
Lesson 15	L l	page 32
Lesson 16	M m	page 34
Lesson 17	N n	page 36
Lesson 18	S s	page 38
Lesson 19	X x	page 40
Lesson 20	J j	page 42
Lesson 21	K k	page 44
Lesson 22	H h	page 46
Lesson 23	Q q	page 48
Lesson 24	R r	page 50
Lesson 25	W w	page 52
Lesson 26	Y y	page 54
Lesson 27	A B C ...	page 56
Lesson 28	a b c ...	page 58
Lesson 29	Good-bye!	page 60
Syllabus		page 62
Word List		page 64




Lesson 1




Alice



ant



alligator



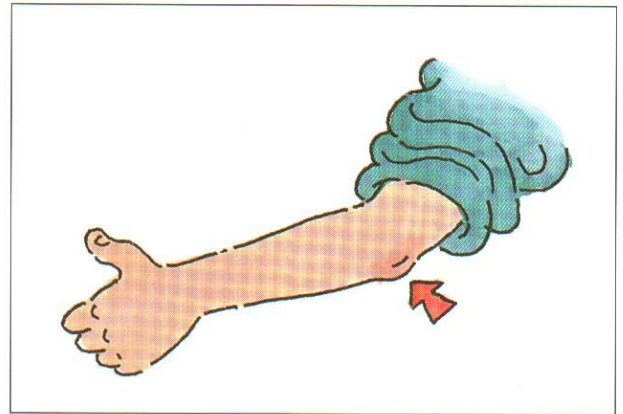
apple



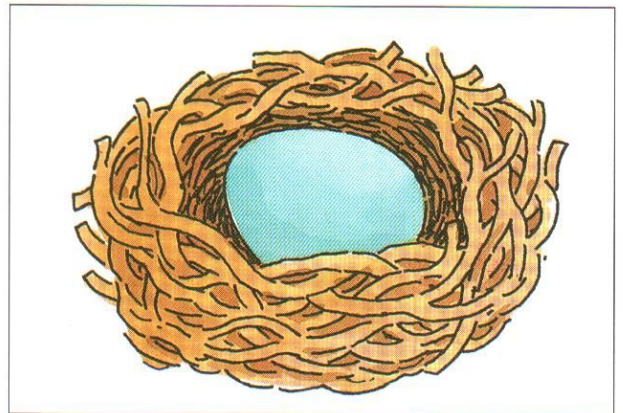
Hello!

Hi!

Lesson 2




elbow



egg



Eddie





elephant

What's your name?


I'm Sam.

I'm Ginger.

Lesson 3




ink





igloo



Isabel



insect




How are you?

Hi!

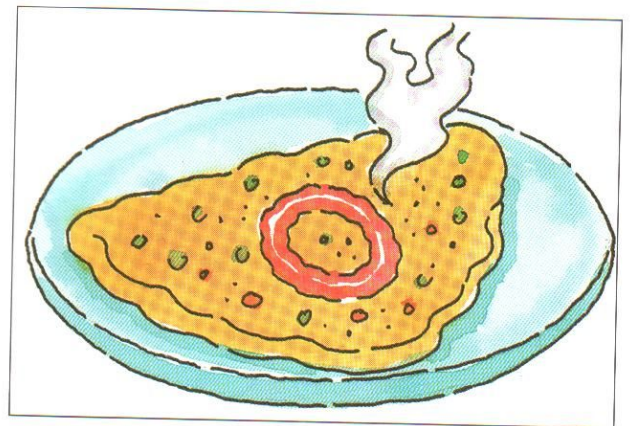
I'm fine.




Lesson 4



o**ctopus**



o**melet**



o**strich**



O**liver**

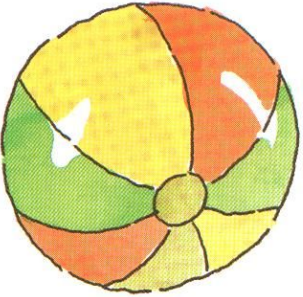


It's a book.

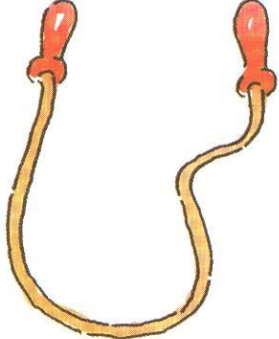
What is it?



book



ball




jump rope




doll


Lesson 5



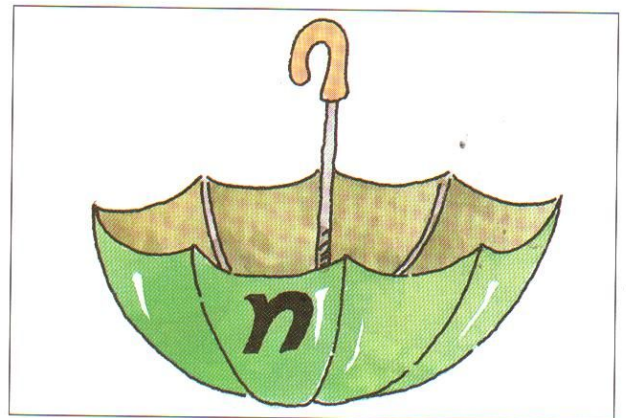
Uncle Jim





umpire




umbrella




upside-down



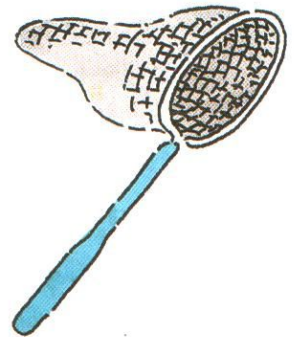
balloon



bicycle




top



net


Lesson 6




Beth



boy



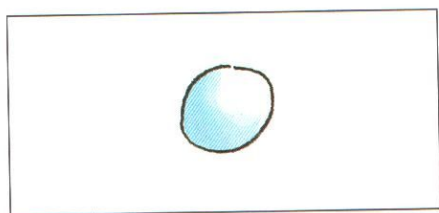

bird



bag


Let's count!

OK! 1!




1

one




2

two




3

three



4



four




5

five

Lesson 7




car




cat



Carol




candy




6

six



7

seven




8

eight



9


nine




10

ten


Lesson 8




dog



David



desk



dinosaur


How many?

7!

8!




Lesson 9




Gail




girl



gorilla





game




How old are you?

I'm 7.

Lesson 10




peach



pencil




Peter





picture


What are they?




They're dogs.



pig




pigs



COW




COWS




duck




ducks



Lesson 11




Tom



table





telephone



TV

What are they?


They're cars.



taxi




taxis



truck



trucks

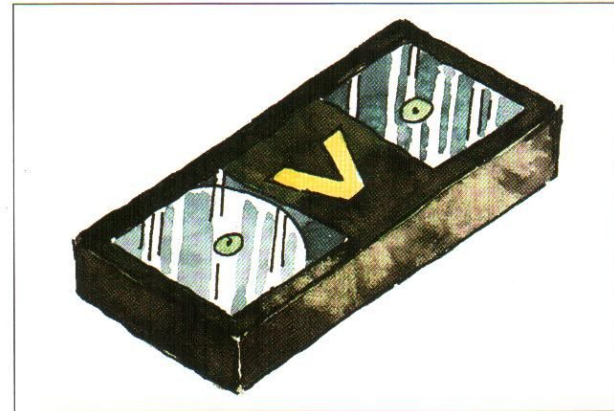


train




trains


Lesson 12




video



vest




Vicky





violin

It's blue.

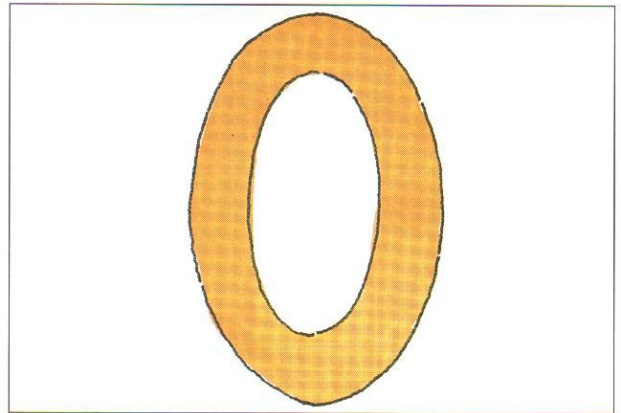
What color is it?




Lesson 13



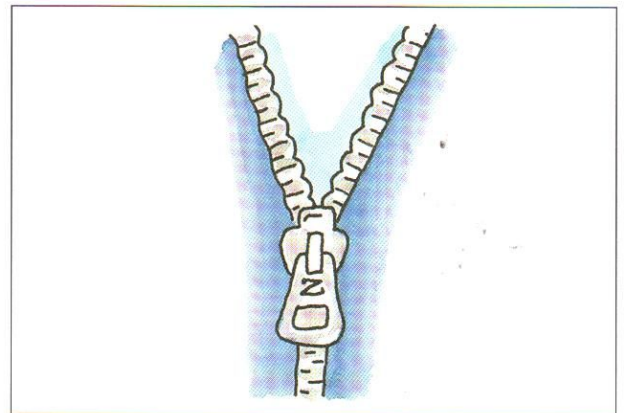
zebra



zero











Zack




zipper

What color is it?


It's pink.




Lesson 14




Fay



finger





foot




fan

It's a circle.

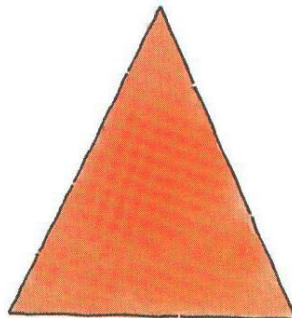
What shape is it?




a circle



a square




a triangle

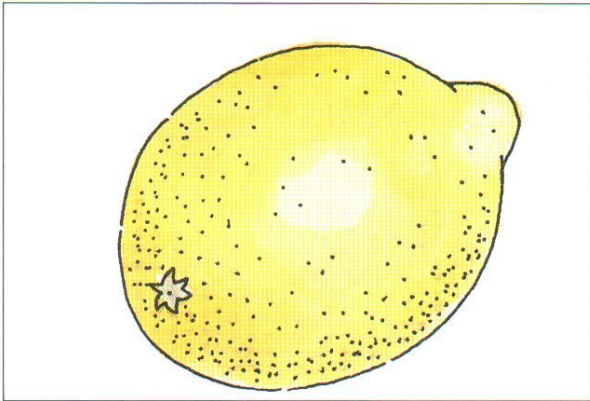


a rectangle

Lesson 15




lamb



lemon




Luke




lion

What shape is it?


It's a star.




a star



a diamond





a heart



an oval


Lesson 16




moon



Mary



man



monkey





Good morning!




Good night!


Lesson 17




Nina



nut



notebook





nest



Thank you!

You're welcome.


Lesson 18




sandwich



Sally



seesaw



sun

This is my body.



This is my head.



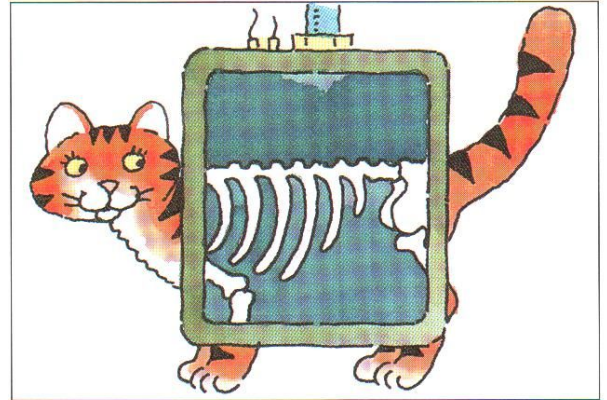
This is my face.




This is my mouth.




Lesson 19




X ray



Mr. X



box




fox

These are my eyes.



These are my ears.



This is my nose.




These are my fingers.



Lesson 20




jam



juice



Jack



jet

These are my arms.



These are my hands.




These are my legs.




These are my feet.



Lesson 21




kitten



kite



Kim



kangaroo


This is my left hand.



This is my right hand.





This is my left foot.



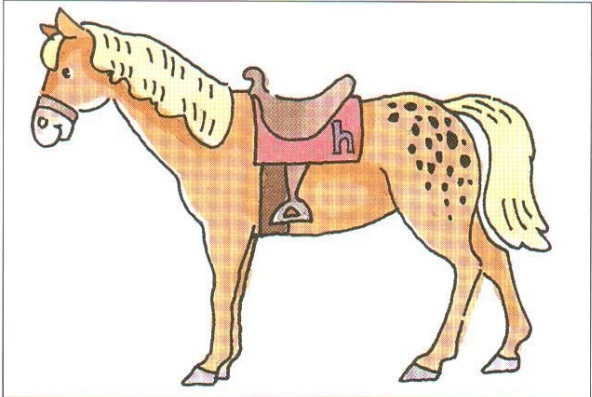
This is my right foot.



Lesson 22




hat



horse




Henry




house


Touch your shoulders.




Touch your elbows.



Touch your knees.




Touch your toes.




Lesson 23




Quinn



queen




quilt



question


Ouch!
I hurt my knee!



Ouch!
I hurt my nose!





Ouch!
I hurt my head!




Ouch!




Lesson 24




rocket






rabbit





Roger




radio




Lesson 25




water



Wendy



watch



woman





I can walk.

I can run.


I can skip.

I can jump.


Lesson 26




yak



yarn



Yolanda




yo-yo

I can swim.

I can hop.

I can sing.

I can dance.



Lesson 27



A



B



C



H



I



J



N




O



P






T




U




V



Lesson 28



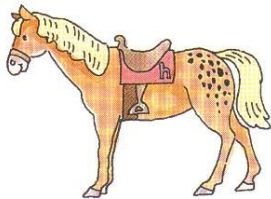
a




b



c



h




i



j



n



o



p













t



u




v




Lesson 29

Good-bye!



See you later!



Let's Go Starter Syllabus

LESSON	LETTER	LANGUAGE ITEMS	FUNCTIONS	TOPICS
1	A a	Hi! Hello!	Greetings	Greetings
2	E e	What's your name? I'm (Sam).	Asking someone's name	Names
3	I i	Hi! How are you? I'm fine.	Greetings	Greetings
4	O o	What is it? It's a (book).	Identifying objects (singular)	Toys
5	U u	What is it? It's a (balloon).	Identifying objects (singular)	Toys
6	B b	Let's count! OK!	Counting 1-5	Numbers 1-5
7	C c	Let's count! OK!	Counting 6-10	Numbers 6-10
8	D d	How many? (7)!	Counting 1-10	Numbers 1-10
9	G g	How old are you? I'm (7).	Asking and telling age	Age
10	P p	What are they? They're (dogs).	Identifying objects (plural)	Animals
11	T t	What are they? They're (cars).	Identifying objects (plural)	Toys
12	V v	What color is it? It's (blue).	Identifying colors	Colors
13	Z z	What color is it? It's (pink).	Identifying colors	Colors
14	F f	What shape is it? It's (a circle).	Identifying shapes (with articles)	Shapes
15	L l	What shape is it? It's (a star).	Identifying shapes (with articles)	Shapes

LESSON	LETTER	LANGUAGE ITEMS	FUNCTIONS	TOPICS
16	M m	Good morning! Good night!	Greetings	Greetings
17	N n	Thank you! You're welcome.	Polite expressions	Polite expressions
18	S s	This is my (body).	Identifying parts of the body (singular)	Parts of the body
19	X x	These are my (eyes).	Identifying parts of the body (singular and plural)	Parts of the body
20	J j	These are my (arms).	Identifying parts of the body (plural)	Parts of the body
21	K k	This is my (left hand).	Identifying right and left	Right and left
22	H h	Touch your (shoulders).	Simple commands	Parts of the body
23	Q q	Ouch! I hurt my (knee)!	Expressing pain	Pain
24	R r	Let's go! (Up!) OK!	Simple commands	Direction
25	W w	I can (walk).	Expressing ability	Simple verbs
26	Y y	I can (swim).	Expressing ability	Simple verbs
27	A - Z	Capital letters A-Z	Alphabet	Alphabet
28	a - z	Small letters a-z	Alphabet	Alphabet
29	Good-bye	Good-bye! See you later!	Farewells	Farewells

Word List

A

a 4
a 11
A 4
alligator 4
an 33
ant 4
apple 4
are 9
arms 43

B

b 14
B 14
bag 14
ball 11
balloon 13
bicycle 13
bird 14
black 29
blue 27
body 39
book 11
box 40
boy 14
brown 29

C

c 16
C 16
can 53
candy 16
car 16
cat 16
circle 31
color 27
count 15
cow 23

D

d 18
D 18
dance 55
desk 18
diamond 33
dinosaur 18
dog 18
doll 11
down 51
duck 23

E

e 6
E 6
ears 41
egg 6
eight 17
elbow 6
elephant 6
eyes 41

F

f 30
F 30
face 39
fan 30
feet 43
fine 9
finger 30
five 15
foot 30
four 15
fox 40

G

g 20
G 20
game 20
girl 20
go 51
good morning 35
good night 35
good-bye 60
gorilla 20
green 27

H

h 46
H 46
hand 45
hat 46
head 39
heart 33
hello 5
hi 5
hop 55
horse 46
house 46
how 9
hurt 49

I

i 8
I 8
I 49
I'm 7
igloo 8
in 51
ink 8
insect 8
is 11
it 11
it's 11

J

j 42
J 42
jam 42
jet 42
juice 42
jump 53
jump rope 11

K

k 44
K 44
kangaroo 44
kite 44
kitten 44
knee 49

L

l 32
L 32
lamb 32
left 45
legs 43
lemon 32
let's 15
lion 32

M

m 34
M 34
man 34
many 19
monkey 34
moon 34
mouth 39
my 39

N

n 36
N 36
name 7
nest 36
net 13
nine 17
nose 41
notebook 36
nut 36

O

o 10
O 10
octopus 10
OK 15
old 21
omelet 10
one 15
orange 27
ostrich 10
ouch 49
out 51
oval 33

P

p 22
P 22
peach 22
pencil 22
picture 22
pig 23
pink 29
purple 29

Q

q 48
Q 48
queen 48
question 48
quilt 48

R

r 50
R 50
rabbit 50
radio 50
rectangle 31
red 27
right 45
rocket 50
run 53

S

s 38
S 38
sandwich 38
see you later 61
seesaw 38
seven 17
shape 31
shoulders 47
sing 55
six 17
skip 53
square 31
star 33
sun 38
swim 55

T

t 24
T 24
table 24
taxi 25
telephone 24
ten 17
thank you 37
these 41
they 23
they're 23
this 39
three 15
toes 47
top 13
touch 47
train 25
triangle 31
truck 25
turn around 51
TV 24
two 15

U

u 12
U 12
umbrella 12
umpire 12
uncle 12
up 51
upside-down 12

V

v 26
V 26
vest 26
video 26
violin 26

W

w 52
W 52
walk 53
watch 52
water 52
what 11
what's 7
white 29
woman 52

X

x 40
X 40
X ray 40

Y

y 54
Y 54
yak 54
yarn 54
yellow 27
yo-yo 54
you 9
you're welcome :
your 7


Z

z 28
Z 28
zebra 28
zero 28
zipper 28

LET'S GO

Let's Go Starter is the introductory level to the *Let's Go* series, a course for children beginning their studies of English. The Starter level presents the alphabet, basic phonics, and simple language structures to preschool and kindergarten children. Each two-page lesson focuses on a letter of the alphabet and an expression or dialogue, and uses songs and chants by Carolyn Graham. Classroom interaction in English is encouraged from the very beginning through a focus on question and answer forms, pairwork, and communicative games.

The Starter level consists of a **Student Book**, an interleaved **Teacher's Book**, a **Workbook**, and a **Cassette**. Additional components include a book of reproducible **Teacher-Made Picture Cards**, **Wall Charts**, an **Audio CD**, **Student Cards**, and full-sized **Teacher's Cards**. The **Student Book**, **Teacher's Book**, and **Wall Charts** are also available in picture editions.



OXFORD
UNIVERSITY PRESS

ISBN 978-0-19-435290-1



9 780194 352901