

THIRD EDITION

1

LET'S

WORKBOOK

GO



- R. Nakata
- K. Frazier
- B. Hoskins

OXFORD

LET'S GO

THIRD EDITION

Major **New** Edition
of our best-selling
children's course!



Bigger, Brighter, Better Than Ever!

- ★ **More vocabulary and language** to help students communicate in English
- ★ **More review** to recycle and recombine language
- ★ **New songs, chants, and activities**
- ★ **A fresh, new look** with bright warmth and fun that everyone loves!

- Student Book
- Student Book with CD-ROM
- Audio CD
- Workbook
- Skills Book with Audio CD
- Teacher's Book
- Teacher Cards and Student Cards
- Readers
- Tests and Quizzes
- Phonics Books

Check online at
www.oup.com/ELT/letsgo
for additional materials and fun!



To order Oxford University Press publications, please see our latest catalog or contact your local Oxford office or sales representative.

OXFORD
UNIVERSITY PRESS

www.oup.com



ISBN 978 0 19 439453 6



9 780194 394536

LET'S GO 1
3rd Edition

Workbook


Nakato/Frazier/Hoskins

OXFORD



Let's Start

A. Read and trace.



B. Trace and write.

1. What's your name?

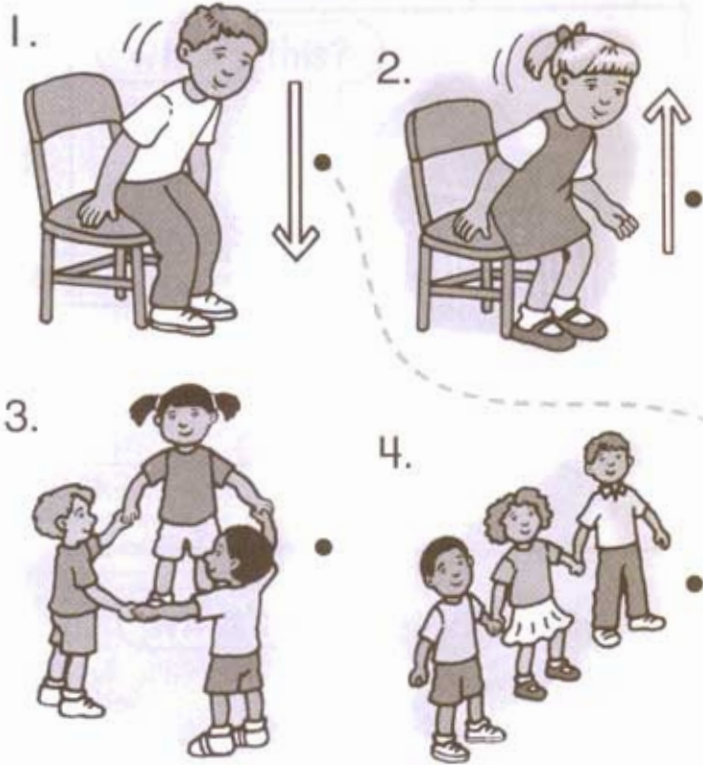
I'm Jenny.

2. What is =

3. I am =



C. Match and trace.



- make a line
- make a circle
- stand up
- sit down

D. Write.



1. Let's make a line.



2. _____



3. _____



4. _____





Let's Learn

A. Trace.

1.



a bag

2.



a desk

3.



a chair

4.



an eraser

B. Trace and write.

1.

It is = It's

2.



It is a pen.

It's a pen.

3.



a book.

It's

4.



a pencil.

5.




a ruler.

C. Read and write.



It is a ruler.



It is




D. Write.



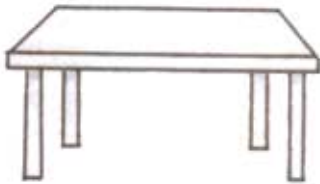


Let's Learn More

A. Trace.

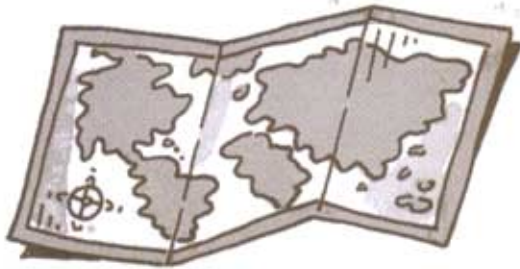


1. a marker 2. a poster 3. a globe



4. a table 5. a wastebasket 6. a board

B. Write.




1. This is a map. 2. a crayon.



3. 4.

C. Trace and write.



1. Is this a poster?

Yes, it is.

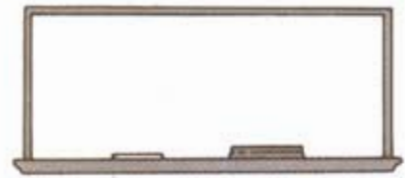


2. Is this a wastebasket?

No, it is not.



3. _____ a globe?



4. _____ board?

D. Unscramble and circle.

1. this a Is marker

Is this _____?

Yes, it is.

No, it is not.



2. this Is crayon a

_____?

Yes, it is.

No, it is not.



3. table a Is this

_____?

Yes, it is.

No, it is not.



4. Is wastebasket this a

_____?

Yes, it is.


No, it is not.






Let's Build

A. Connect the letters.



B. Read and draw.

1. This is my pencil.



2. This is my bag.



C. Trace and write.

1.



2.



D. Write.

1.



Is this your pencil?

No, it is not.

2.



Is this your chair?

Yes, it is.

3.



Is this your eraser?

Yes, it is.

4.



Is this your globe?


No, it is not.






Let's Start

A. Read and trace.



B. Read and write.




C. Read and write.



How are you?

D. Match.

1. draw a picture •
2. put away your book •
3. point to the poster •
4. take out your book •



E. Unscramble, write, and say.

1. take out please your book

Please _____

_____ please _____

Point to the poster, please.



2. draw picture a please

Please _____


_____ please _____

3. your put away please book

_____ please _____

_____ please _____

Please point to the poster.





Let's Learn

A. Find and circle.

p	a	b	c	s	b	r	o	w	n	b
i	a	b	l	u	e	t	x	a	v	l
n	u	k	r	w	t	l	u	m	n	a
k	t	j	w	h	i	t	e	w	k	c
i	q	e	v	f	g	z	d	p	l	k
j	y	e	l	l	o	w	i	u	r	b
c	k	d	z	y	x	y	j	r	e	h
g	r	e	e	n	g	g	h	p	d	f
s	n	c	p	b	h	m	v	l	o	e
r	o	q	o	r	a	n	g	e	p	m

blue
green
black
white
pink
orange
purple
yellow
red
brown

B. Unscramble and write.

1. yarg

It is gray.

2. plurep







It is _____.

3. gerano


4. kalbc

C. Read, circle, and color.


b = brown o = orange r = red
p = purple g = green y = yellow

-  What color is this?
It is red.
It is yellow.
-  What color is this?
It is yellow.
It is brown.
-  What color is this?
It is gray.
It is purple.
-  What color is this?
It is green.
It is orange.
-  What color is this?
It is red.
It is brown.
-  What color is this?
It is purple.
It is orange.

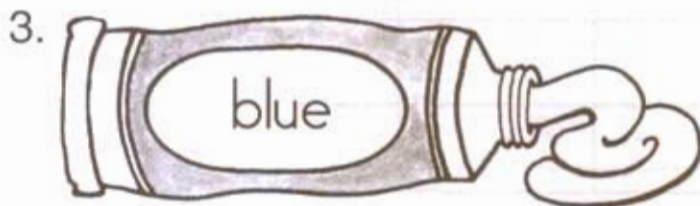
D. Trace, write, and color.



What color is this?
It is pink.



What color _____?
It is _____.



What _____?
It _____.



Let's Learn More

A. Unscramble and match.

1. thear

heart

2. madodin

3. valo

4. recicl

5. sart

6. atreglni

7. quaser



diamond



oval



star



square



triangle








circle




heart

B. Read and check.

					
1. This is a rectangle.				✓	
2. This is an oval.					
3. This is a diamond.					
4. This is a star.					
5. This is a square.					

C. Read and circle.

1.  Is this a triangle?

Yes, it is.

No, it is not.

2.  Is this a heart?


Yes, it is.

No, it is not.

3.  Is this a star?


Yes, it is.

No, it is not.

4.  Is this a rectangle?


Yes, it is.

No, it is not.

5.  Is this a diamond?

Yes, it is.


No, it is not.

6.  Is this a circle?


Yes, it is.

No, it is not.


D. Trace and write.

1.  Is this yellow?


Yes, it is.

2.  Is this a star?

No, it is a

3.  Is this purple?

It is

4.  Is this a rectangle?






Let's Build

A. Match and write.


a b c




1. ant
2. ug
3. omputer
4. ircle
5. ox
6. pple

B. Write and color.

1.  What's this?

2.  _____ a crayon.

3.  What _____ is it?

4.  It's green. It's a _____.


green crayon
color
It's
this



C. Match and color.

1. This is a white ●
2. This is a yellow ●
3. This is a black ●
4. This is a red ●
5. This is a brown ●

- apple.
- cat.
- cloud.
- bug.
- bird.





Units 1-2 Listen and Review

A. Read and match.

1. Is this a circle?

3. Is this a crayon?

2. What color is this?

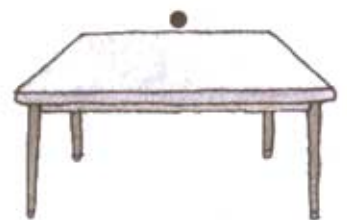
4. What is this?

Yes, it is.

No, it is not. It is a star.

It is black and white.

It is a table.



B. Read and check.

1.



Let's make a line.

Let's stand up.

2.



Please point to the poster.

Please put away your book.

3.



Let's make a circle.

Let's make a line.

4.




Draw a picture, please.


Take out your book, please.





Let's Learn About Numbers 0-20


A. Count and write.


1.  six


3.  _____


5.  _____


7.  _____


9.  _____


11.  _____

2.  _____

4.  _____







6.  _____

8.  _____

10.  _____

- 0 = zero
- 1 = one
- 2 = two
- 3 = three
- 4 = four
- 5 = five
- 6 = six
- 7 = seven
- 8 = eight
- 9 = nine
- 10 = ten

B. Count and match.

1. 	• 12 •	• eighteen
2. 	• 11 •	• thirteen
3. 	• 20 •	• fifteen
4. 	• 18 •	• eleven
5. 	• 15 •	• twenty
6. 	• 13 •	• twelve





Let's Start

A. Read and write.

This is my _____, Sarah.

Hello
This
play
friend

_____, Sarah.

Hi. Let's _____!

B. Write.

_____, Jenny.



C. Read and match.

1. say the alphabet •
2. count to ten •
3. read a book •
4. write the word •



A, B, C, D...



...8, 9...

...10!



D. Trace and write.

1.



...nine, ten!

I can count to ten.

2.



a, b, c, d, e...

I say the

3.



a book.

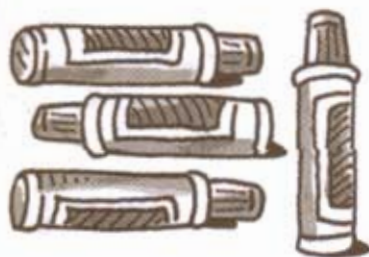

4.





Let's Learn


A. Write.



crayon
marker
notebook
pencil case

1. crayons

2. _____



3. _____

4. _____

B. Read, draw, and color.

1. Draw 5 green notebooks.




2. Draw 1 red table.

Draw 4 blue pencil cases.



C. Count and write.



1. How many books?
2. How many markers?
3. How many notebooks?
4. How many crayons?
5. How many pencil cases?

2 books



D. Read and write.

1. How many pencils?
2. _____ markers?
3. _____ ?
4. _____ ?

- Six pencils.
- Five markers.
- One bag.
- Four erasers.





Let's Learn More

A. Check.

1.



- a CD
- CDs

2.



- a cell phone
- cell phones

3.



- a video game
- video games

4.



- a computer
- computers

B. Trace and write.

1.

It is a video game.



2.

They are cell phones.



3.



4.



C. Trace, write, and match.

1. What are these?



• It is a video game.

2. What is this?



• It is a cell phone.

3. ?



• They are CDs.

4. ?




• They are computers.


D. Circle and write.

1.  What is this?
What are these?

They are computers.

2.  What is this?
What are these?

is a pencil case.

3.  What is this?
What are these?

4.  What is this?
What are these?



Let's Build

A. Write.

Dd Ee Ff



- 1. Dd
- 2.
- 3.
- 4.
- 5.
- 6.

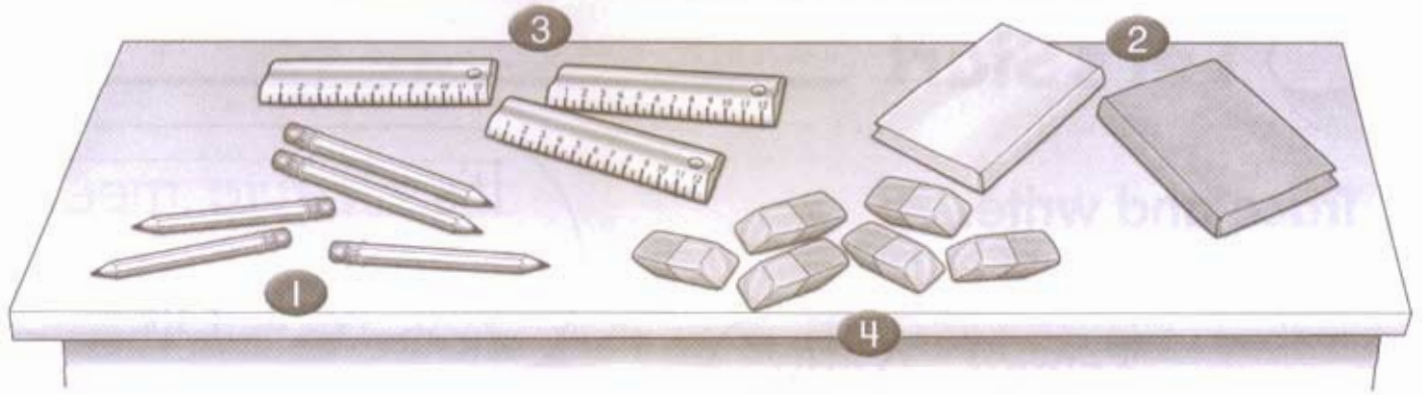
B. Read and draw.

1. What's this?
It is a chair.

2. What are these?
They are crayons.



C. Write and color.



1. What color are these?

They are orange. They are orange pencils.

2. What color are these?

They are brown. They are brown.

3. What color are these?

They are yellow. They are

4. What color are these?

They are pink.

D. Read and number.

2



They are gray markers.



What are these?



Five gray markers.



How many gray markers?






Let's Start

A. Trace and write.

1.

This is my friend, Andy.



mother.

2.

It's nice to meet
you, Mrs. Hill.



It's _____, too.

B. Match and trace.

This is my family.

1.



This is my mother.

2.



This is my father.

3.



This is my sister.

4.



This is my brother.

C. Write.


see hear reach find



1. reach the bookshelf



2. _____ the board



3. _____ my book



4. _____ the teacher

D. Trace and check.

1. I cannot hear the teacher.





2. I cannot find my book.





3. I can see the board.





4. I can reach the bookshelf.








Let's Learn

A. Write.



baby sister
 mother
 grandfather
 father
 brother
 grandmother

1. mother

3. _____

5. _____

2. _____

4. _____

6. _____

B. Circle.



he
 she



he
 she



he
 she

C. Trace and write.



1. He is my brother.



2. She is my mother.



3. He is my grandfather.



4. She is my baby sister.

D. Write.

1. Who is he?

2. Who is she?

3. Who is he?

4. Who is she?



She is my grandmother.



She is my sister.



He is my father.







He is my brother.







Let's Learn More

A. Match and trace.


1.  young  ugly

2.  short  old

3.  pretty  thin

4.  fat  tall


B. Unscramble and write.

1. horts 

He is short.

2. yetrtp 

She is

3. nith 

He

4. ongyu 

C. Trace and write.



1. Is she short?

Yes, she is.



2. Is he thin?

No, he is not.



3. Is he young?

Yes,



4. Is she tall?

Yes, she

D. Read and write a ✓ or an X.



	✓ Yes, he is.	X No, he is not.
Is he ugly?		
Is he tall?		
Is he thin?		
Is he fat?		




	✓ Yes, she is.	X No, she is not.
Is she short?		
Is she tall?		
Is she young?		
Is she thin?		





Let's Build

A. Match and write.

1.  house • • Gg • •

2.  nk • • Hh • •

3.  irl • • Ii • •

4.  gloo

5.  at

6.  iraffe

B. Read and write.



1. Is he your father?

No, he is not. He is my



2. Is she your mother?

Yes,



3. Is he your brother?

Yes,






4. Is she your baby sister?

No, she . She my grandmother.

grandfather
she is
he is
is
is not
No

C. Read. Write a ✓ or an X.

1.  This is my brother.
 He is old.
2.  This is my brother.
 She is tall and pretty.
3.  This is my grandfather.
 He is little and young.

D. Circle and write.

- young
tall
pretty



1. My baby sister is young and pretty.

- old
short
thin



2. My brother is _____ and _____.

- tall
pretty
ugly



3. My mother is _____.





Units 3-4 Listen and Review

A. Write.

1. What are these?



They are cell phones.

2. What is this?



It is

3. What are these?



B. Read and circle.

1.



I can find my book.
I cannot

2.



I can see the board.
I cannot

3.



I can read a book.
I cannot

C. Trace and write.

1. Who is he?
grandfather
old



He is my grandfather.

He is

2. Who is she?
mother
pretty



She is my

She is



Let's Learn About Parts of the Body

A. Write.

eye nose mouth ear fingers hand
toes feet shoulder elbow knee

1. eye

2. _____

3. _____

4. _____

5. _____

6. _____

7. _____

8. _____

9. _____

10. _____

11. _____

B. Read and circle.

1. Touch your  fingers
 toes
 nose

2. Touch your  knee
 elbow
 leg

3. Touch your  arm
 hand
 head



Let's Start

A. Read and trace.

1. Happy birthday, Jenny.



Thank you.

2. How old are you?



I'm seven years old.

B. Write and draw.





1. I am six years old.



2. I am _____.

C. Unscramble and write.

1.  my today birthday It's
It's my birthday today.

2.  today birthday your It's
It's your

3.  for This you is

4.  you Thank

D. Trace, write, and match.


What can you do?

1. I can fly a kite.

2. _____ jump rope.

3. _____ play with a yo-yo.

4. _____ ride a bicycle.





Let's Learn

A. Write.

a kite a ball a doll a car



1. a ball

2. _____

3. _____

4. _____

B. Write and match.

1. It is a bat.

2. It is a r

3. It y

4. _____ p

5. _____ b

6. _____ j



jump rope
yo-yo
bat
bicycle
robot
puzzle

C. Write and check.

1. What is it?



- It is a robot.
- It is a puzzle.
- I don't know.

2. What _____?



- It is a bicycle.
- It is a yo-yo.
- I don't know.

3. _____?



- It is a doll.
- It is a car.
- I don't know.

4. _____?



- It is a jump rope.
- It is a ball.
- I don't know.

D. Write.

1. What is it?



It is a kite.

2. What _____?



It is _____.

3. _____?



_____.





Let's Learn More

A. Trace and circle.

1. big



2. little



3. long



4. short



5. round




6. square



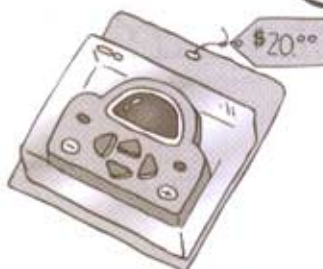
B. Write.

1. It is new.



big
old
square
new

2. It is



3.



4.



C. Circle and write.

1. long
short



It is a long jump rope.

2. big
little



It is a _____ bicycle.

3. round
square



It is a _____ CD.

4. new
old



It is an _____ kite.


D. Read and check.

1. Is it a long pencil case?



- Yes, it is.
 No, it is not. It is a short pencil case.

2. Is it an old video game?



- Yes, it is.
 No, it is not. It is a new video game.

3. Is it an old bicycle?



- Yes, it is.
 No, it is not. It is a new bicycle.



Let's Build

A. Write and match.

Jj

Kk

Ll

Mm

jump rope
kangaroo
lion
map



kangaroo

B. Read and write.



What is it?



I don't know. Is it a jump rope?



No, it isn't.



Is it square?



No,



Is it round?



Yes,



Is it a yo-yo?





C. Read and write.



What are these?



I don't know. Are _____ erasers?



No, they aren't.



_____ they green?



No, they aren't.



_____ markers?




Yes, they are.

they
What are
Are they
Are



D. Match.

1.



2.



3.



What are these?

What is this?

What are these?

Is it round?
Yes, it is.

Are they small?
No, they are not.

Are they round?
No, they are not.

Are they lions?
Yes, they are.

Are they triangles?
Yes, they are.

Is it a globe?
Yes, it is.





Let's Start

A. Trace and write.

sunny
rainy
windy
snowy
cloudy

1.

It's windy.

2.

It's _____

How's the weather?

5.

It's _____

3.

4.


B. Match.

1. I can throw a ball. ●

2. I can catch a ball. ●

3. I can hit a ball. ●

4. I can kick a ball. ●



C. Read and write a ✓ or an X.



What about you?

	✓ Yes, I can.	X No, I cannot.
1. Can you hit a ball?		
2. Can you kick a ball?		
3. Can you catch a ball?		
4. Can you throw a ball?		





Let's Learn

A. Write.

a flower flowers a tree trees
 a cloud clouds a puddle puddles

1. a puddle



2. _____



4. _____


5. _____



3. _____



7. _____



8. _____

6. _____



B. Read and circle.

1. There is _____
 There are five flowers.



2. There is _____
 There are one tree.



3. There is _____
 There are three clouds.



4. There is _____
 There are one puddle.



C. Count and write.



1. There are five clouds.
2. _____ is _____ tree.
3. _____ puddle.
4. _____ thirteen _____.

D. Write and draw.


1. How many clouds are there?

There are two clouds.



2. _____ trees are there?

There is one tree.



3. _____ balls _____?

There are five balls.



4. _____ stars _____?

There are twelve stars.



C. Read, trace, and write.



1. Where is the book?

It is in the bag.



2. Where is the bicycle?

the tree.



3. Where are the balls?

They are



4. Where are the dolls?

the table.

D. Write, read, and match.

1. Where is the cat?

are the books?

the bats?

the bicycle?




They are in the bag.




It is by the tree.



It is in the tree.



They are on the table.





Let's Build

n o p q

A. Write.



1. nut



2. ctopus



3. ueen



4. melet



5. otebook



6. encil



7. uestion



8. icture

B. Read and draw.

1. Is there a notebook under the table?
No, there is not.
Is there a notebook on the table?
Yes, there is.

2. Is there a tree in the table?
No, there is not.
Is there a tree by the table?
Yes, there is.

3. Is there a cat under the table?
Yes, there is.



C. Read and check.

1. Are there books on the desk?

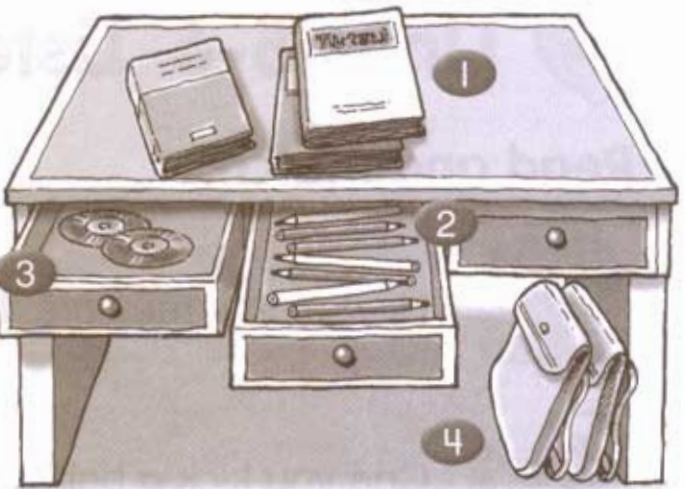
- Yes, there are.
 No, there are not.

2. Are there pencils by the desk?

- Yes, there are.
 No, there are not.

3. Are there CDs in the desk?

- Yes, there are.
 No, there are not.



4. Are there bags under the desk?

- Yes, there are.
 No, there are not.

D. Read and write.

1. How many bugs are on the tree?


There are two bugs on the tree.

2. How many flowers are under the tree?

There is one flower.

3. How many birds are in the tree?


4. How many birds are by the tree?





Units 5-6 Listen and Review

A. Read and match.



1. How many trees are there? •

- No, it is not. It is a big ball.



2. Can you kick a ball? •

- It is in the tree.



3. Is it little? •

- Yes, I can.



4. What is it? •

- It is a kite.



5. Where is the kite? •

- There is one tree.

B. Write.



1. The cat is in the bag.



2. The cat is _____ the bag.



3. The cat is _____ the bag.



4. The cat is _____ the bag.

in
on
under
by



Let's Learn About Days of the Week

A. Write.



1. Today is Tuesday.



2. Today is _____.




3. Today _____.





4. _____.



B. Write.

1.  What day is it today?
It is Wednesday.

2.  What day is it today?
It is _____.

3.  What day is it today?
It is _____.





Let's Start

A. Write.

1.



hungry thirsty

2.



3.



4.



B. Unscramble, write, and match.

1. thirsty I am

I am thirsty.



juice want I

2. I hungry am



I an want apple

C. Read and write.



Here you are.

You're welcome.
Thank you.
Here you are.

D. Write.

eat bread brush my teeth
wash my hands drink milk



1. I brush my teeth every day.



2. _____ every day.



3. _____



4. _____

E. Read and write.

What about you?




I _____ every day.



Let's Learn

A. Write.

1. a salad



- a sandwich
- a salad
- a cookie
- a banana
- an orange
- a soda
- an egg
- a milkshake

B. Write.



1. I want a cookie.



2. I want



3. I



4.

C. Read, write, and circle.

1. What do you want?

I want an egg.



2. What do _____?

I want a soda.



3. What _____?

I want a sandwich.



4. _____?

I want a banana.



D. Read and draw.

What do you want?





Let's Learn More


A. Unscramble, write, and match.

1. cie amerc ice cream

2. zizap _____

3. cire _____

4. cichekn _____



B. Write.



I want cake.

I do not want bread.



I _____ fish.

I _____ milk.



C. Read and circle.



Do you want bread?
Yes, I do.
No, I do not.



Do you want pizza?
Yes, I do.
No, I do not.



Do you want cake?
Yes, I do.
No, I do not.



Do you want chicken?
Yes, I do.
No, I do not.

D. Read and write.



Do you want cake?

Yes, I do.



bread?

No, I do not. I want



rice?



ice cream?

I want



Let's Build

A. Trace, match, and write.

R

r



teapot

S

s



rainbow

T

t



sun

U

u



umbrella

B. Read and check.

1. I want a new bicycle.



2. I want a black CD.



3. I want a black pencil case.



4. I want a big flower.



C. Read and write.



1. What do you want?

I want a new computer.



2. What do you want?

I want a doll.



3. What do you want?

I want a pizza.



4. What do you want?

I want a cookie.

big
new
little
pretty

computer
doll
yo-yo
cookie

What about you?



D. Read and write a ✓, an X, or a ?.

	✓ Yes, I do.	X No, I do not.	? I don't know.
1. Do you want a pretty doll?			
2. Do you want a little robot?			
3. Do you want a big cookie?			
4. Do you want a long, new pencil?			
5. Do you want an old, green car?			
6. Do you want a little, round yo-yo?			





Let's Start

STUDY UNIT

A. Trace and write.

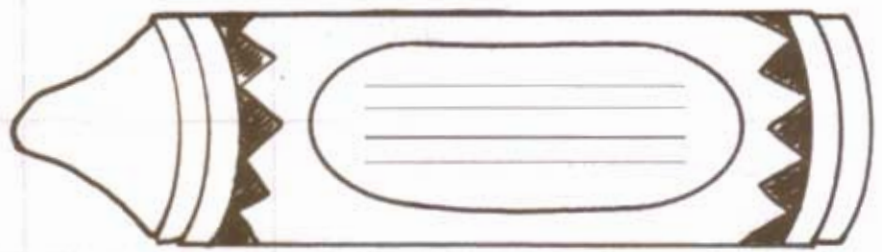
What's your favorite color?

..... What about you?



B. Read, write, and color.

What's your favorite color?



.....

C. Write and color.

What's your favorite color, Wendy?

My favorite color is white.

What's your favorite color, Bill?

My favorite color is _____.

What's your favorite color, Grace?

My favorite _____.

What about you?

My _____.

D. Write.

walk the dog feed the turtle
pet the cat brush the horse











1. I _____ every day.
2. I _____ every day.
3. I _____ every day.
4. I walk the dog every day.





Let's Learn

A. Trace, match, and write.

1.		<u>a frog</u>	•		<u>birds</u>
2.		_____	•		<u>turtles</u>
3.		<u>a dog</u>	•		_____
4.		_____	•		_____

B. Write.



1. I like cats.
2. _____ rabbits.
3. _____
4. _____
5. _____
6. _____

C. Trace and write.

1. What do you like?



I like

2. What ?



D. Unscramble and write.

1. do you like What



What do ?

like turtles I



2. you do What like




_____ ?

birds like I



E. Write and draw.

What do you like?



✓ _____



Let's Learn More

A. Unscramble, write, and match.

1. grite

a tiger

2. yonmek

a

3. frigeaf

a

4. thelepan

an

g

tigers

e

m



B. Write.



I like lions. I do not like bears.




I like giraffes. I do not like tigers.



I like monkeys. I do not like elephants.

C. Read, match, and write.

1. Do you like giraffes? 2. Do you like bears? 3. Do you like monkeys?



D. Write.

1. Do you like lions?

Yes, I do.

2. Do you like monkeys?


No, I don't.

3. Do you like tigers?

No, I don't.

4. Do you like elephants?

Yes, I do.





Let's Build

A. Trace and write.

v w x y z



- 1. zoo
- 2. ebra
- 3. ater
- 4. o-yo
- 5. an
- 6. fo

B. Write.

Do you like zebras?

Yes, _____
Do _____ zebras?



No, _____

I don't
I do
you like
Do you

C. Trace and write.

1. What do you like?

I like frogs.

2. do you want?

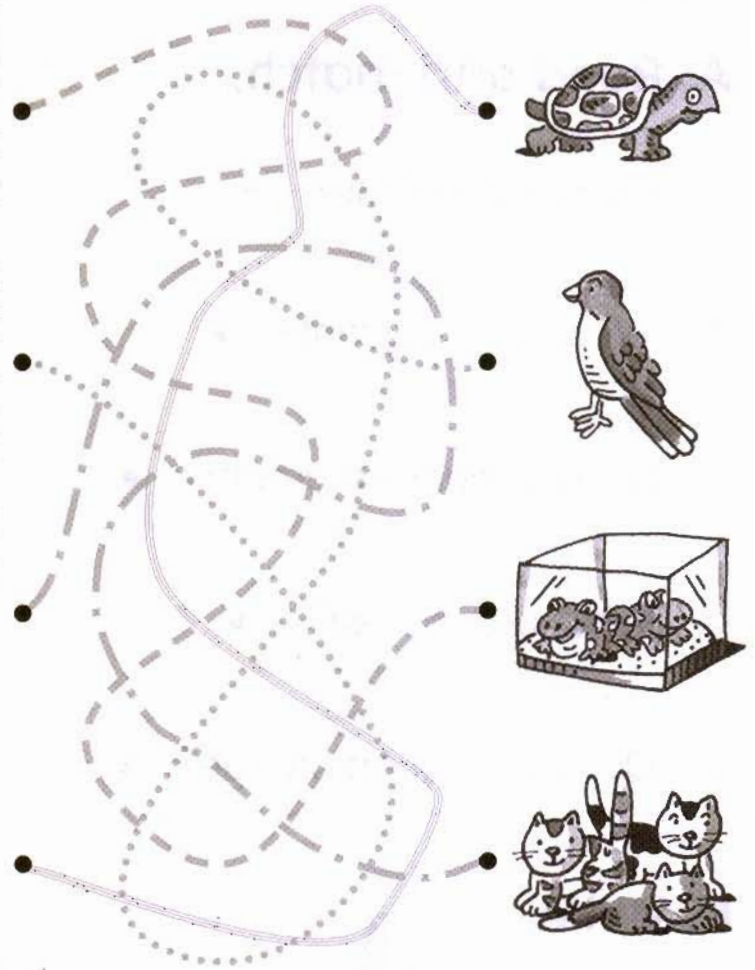
I want a bird.

3. What ?

I like

4. ?


I want a



D. Write and draw.

1.

What do you like?



Handwriting practice lines for writing the answer to question 1.

2.

What do you want?



Handwriting practice lines for writing the answer to question 2.





Units 7-8 Listen and Review

A. Read and match.

1. Do you like lions?

• Yes, I do. I want an orange.

2. What do you want?

• I want pizza.

3. Do you want ice cream?

• Yes, I do. I like lions.


4. What do you like?

• I like monkeys.

5. Do you want an orange?

• No, I do not. I want pizza.

B. Write.



1. I like giraffes.

2. I like bears.

3. I like turtles.

4. I like lions.



Let's Learn About Feelings

A. Write.



happy



scared
 happy
 hot
 sick
 sad
 cold
 angry
 tired

B. Write.



1. Are you tired?

2. _____ sad?

Yes, I am.

C. Write and draw.

What about you?



I am _____



Alphabet Practice

a a a

a a a

b b b

b b b

c c c

c c c

d d d

d d d

e e e

e e e

f f f

f f f

g g g

g g g

h h h

h h h

i i i

i i i

j j j

j j j

k k k

k k k

l l l

l l l

m m m

m m m

n n n

n n n

o o o

o o o



p p p

p p p

q q q

q q q

r r r

r r r

s s s

s s s

t t t

t t t

u u u

u u u

v v v

v v v

w w w

W W W

X X X

X X X

Y Y Y

Y Y Y

Z Z Z

Z Z Z

A A A

A A A

B B B

B B B

C C C

C C C

D D D



D D D

E E E

E E E

F F F

F F F

G G G

G G G

H H H

H H H

I I I

I I I

J J J

J J J

K K K

K K K

L L L

L L L

M M M

M M M

N N N

N N N

O O O

O O O

P P P

P P P

Q Q Q

Q Q Q

R R R

R R R

S S S



S S S

T T T

T T T

U U U

U U U

V V V

V V V

W W W

W W W

X X X

X X X

Y Y Y

Y Y Y

Z Z Z

Z Z Z



Let's Learn More

A. Circle.

1.



in

on

2.



under

by

3.



in

by

4.



on

under

B. Read and write.



1. The bug is in the flower.



2. The bug is _____ the flower.



3. The bugs are _____ the flower.



4. The bugs are _____ the flower.